




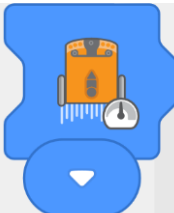

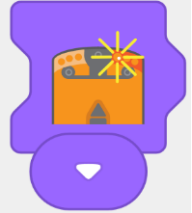

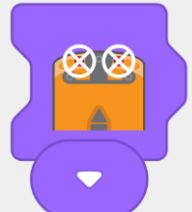




Revision Sheet for Grade 3  
Unit 3 and 4




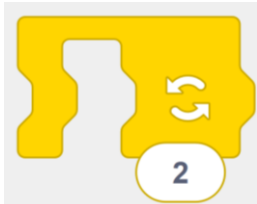
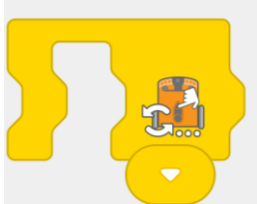

- Memorize the meaning of each block :

Drive forward	 1
Drive Backward	 1
Turn Left	 1
Turn Right	 1
Follow a line until obstacle is detected	
Set Driving speed	




- Memorize the meaning of each block :

Turn both LED on	
Turn right LED on	
Turn left LED on	
Turn both LED off	
Turn right LED off	
Turn left LED off	

- Memorize the meaning of each block :

<p><b>Play beep</b></p>	
<p><b>Wait for 1 second</b></p>	
<p><b>Loop forever</b></p>	
<p><b>Loop for a set number of times</b></p>	
<p><b>Loop until a button is pressed</b></p>	
<p><b>Loop until an obstacle is detected</b></p>	

- Memorize the meaning of each block :

Start when a white surface is detected	
Start when a black surface is detected	
End program	
Start when 1 clap is detected	
Wait until an obstacle detected	
Send message	