

Student ID
Student Name English
Student Name Arabic

UNITED ARAB EMIRATES
MINISTRY OF EDUCATION



الإمارات العربية المتحدة
وزارة التربية والتعليم

English EOT 3 Listening Examination

Grade 2
8 minutes
www.almanahj.com

Sample

المهارة Skill	المقَدِّر 1 Marker 1		الدرجة النهائية Final Mark	
	الدرجة Mark	التوقيع Sign	بالأرقام In Figures	بالحروف In Words
استماع Listening				
المراجع Moderator				
الاسم Name			التوقيع Signature	

Part 1 Listening Exam Tip(s)!

1. Read the **instructions**.
2. Read the **questions**.
3. Look at the **pictures**.
4. **Listen** carefully for the **important words**.
5. Tick (✓) **one** answer.

Part 2 Listening Exam Tip(s)!




1. Read the **instructions**.
2. Read the **names**.
3. Look at the **picture**.
4. Listen carefully for the **important words**.
5. **Match** the names to the picture by drawing a line.

Part 1




Listen and tick (✓) the correct answers.

There is one example.




What is the weather like today?

Example	A		B		C	
				✓		

What is the boy wearing?




1.	A		B		C	

What does Zainab do on Mondays?




2.	A		B		C	

Listening




What was the weather like on Sunday?

3.	A		B		C	

What does Saif do in September?

4.	A		B		C	

How is Manal using water? www.almanahj.com

5.	A		B		C	

/ 5

Part 2

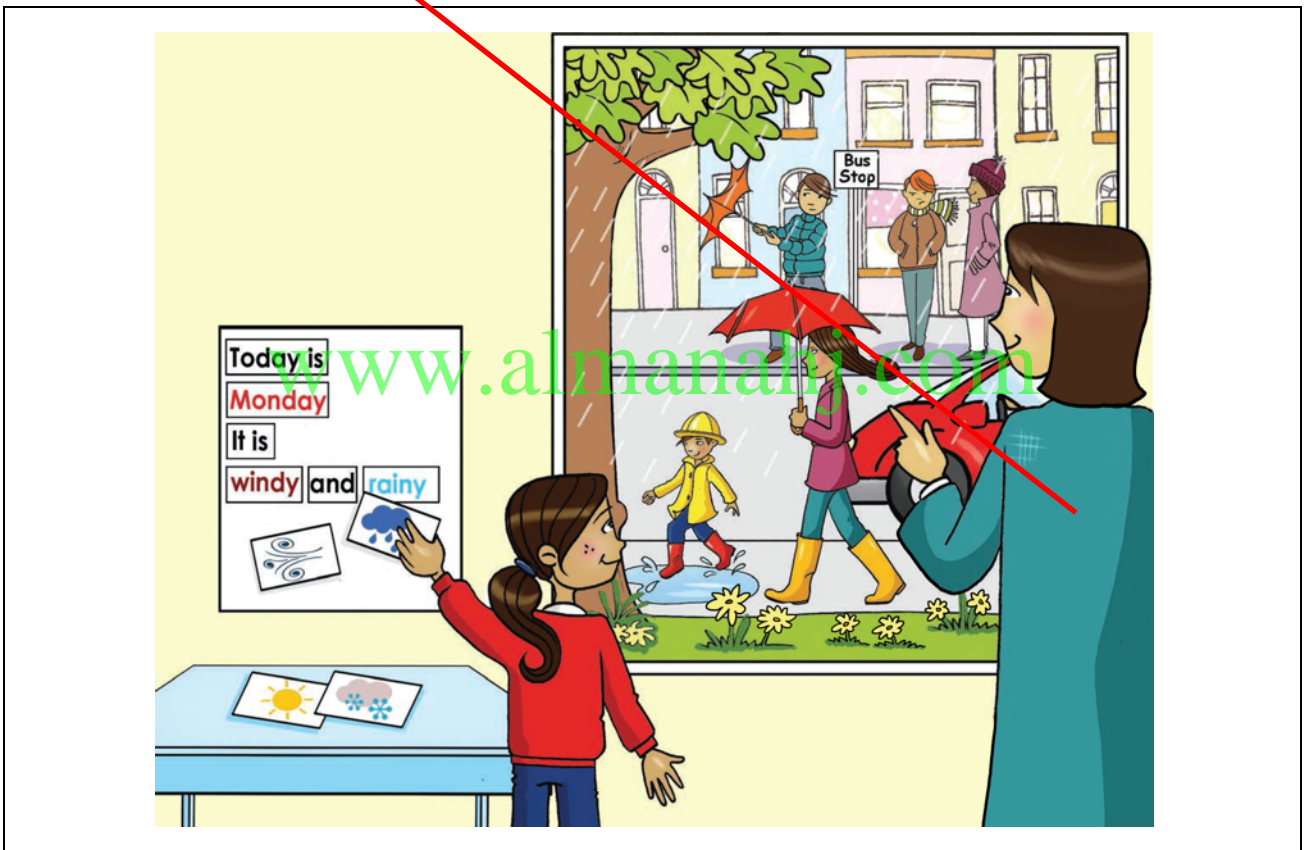
Listen and look at the picture. Who is it? Match the names to the picture. Draw a line.

There is one example.

Example
Sara

6. Kevin

7. Fatima



8. Tom

9. Jamila

10. Amna

/ 5