



English Revision



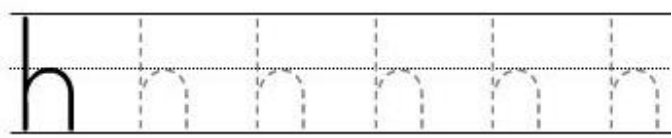

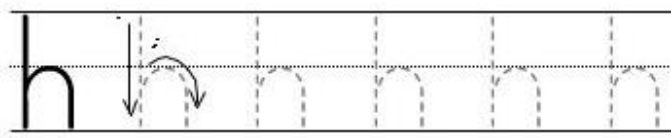
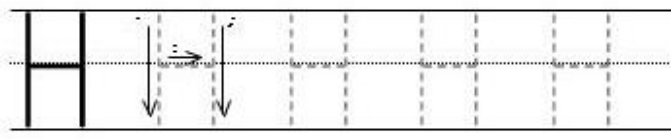
www.almanahj.com

Grade 1, term 2




Trace the letter:

Follow the instructions to color the boxes:




www.almanahj.com

h	H	h	h	H	h
h	H	h	h	H	h
h	H	H	H	H	h
h	H	h	h	H	h
h	H	h	h	H	h



Color H in yellow
Color h in red



Read and match:

Color inside the following words:

hat



hippo




heat



head




hand



www.almanahj.com

Letters:

letter h



Trace the letter:



Tracing practice for uppercase 'R' and lowercase 'r'. The first row shows a solid 'R' with stroke order arrows and numbers 1 and 2, followed by four dashed 'R's. The second row shows a solid 'r' with stroke order arrows and numbers 1 and 2, followed by four dashed 'r's. The third and fourth rows each contain five dashed uppercase 'R's and five dashed lowercase 'r's respectively, for independent practice.

Follow the instructions to color the boxes:

A large grid containing a stylized letter 'R' shape. The grid is divided into sections, each containing either an uppercase 'R' or a lowercase 'r'. The letters are arranged as follows: Row 1: R, r, r, r, R; Row 2: R, r, R, r, R; Row 3: R, r, r, R; Row 4: R, r, R, r. The letters are positioned within the grid cells, with some overlapping the grid lines.

www.almanahj.com


Color R in green
Color r in pink



Read and match:

Color inside the following words:


room



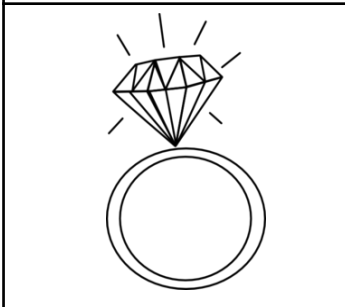
rabbit



rug



ring




red

rug


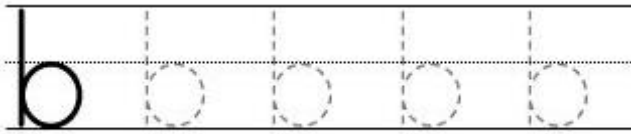
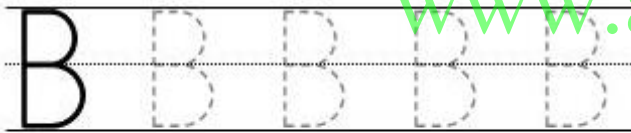
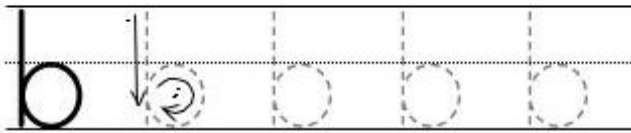
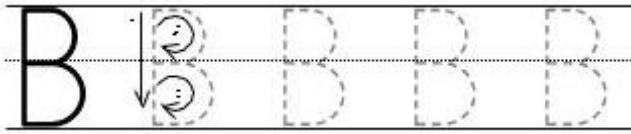
room

rabbit

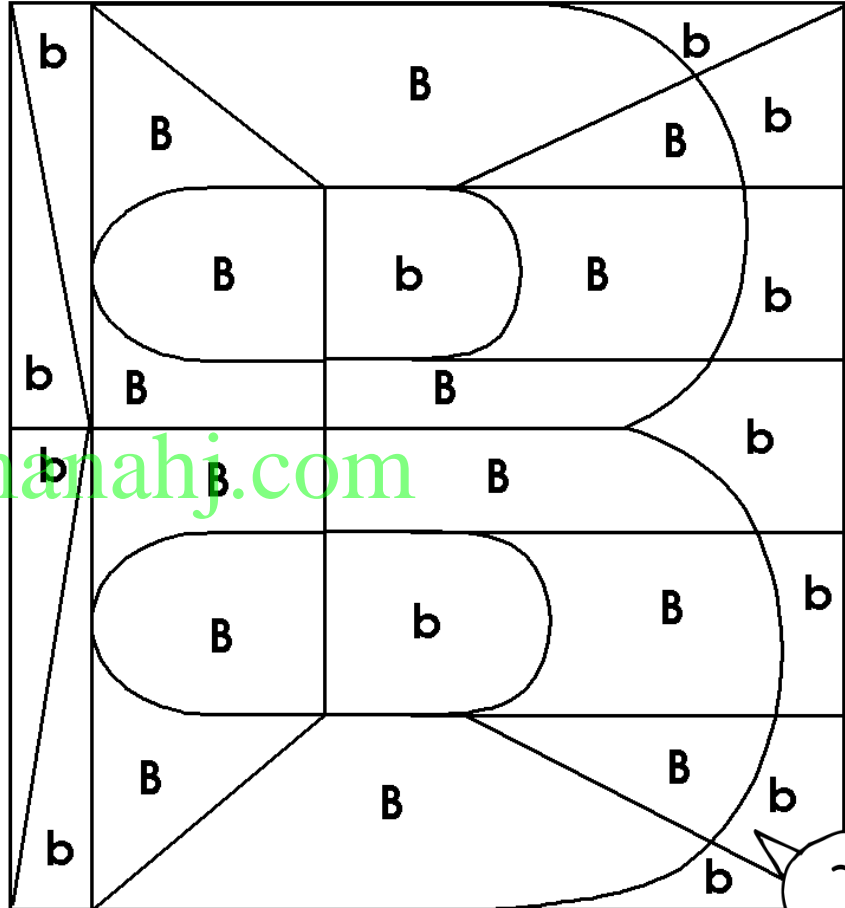
Letters: letter r



Trace the letter:




Follow the instructions to color the boxes:



www.almanahj.com


Color B in black
Color b in blue




Read and match:

Color inside the following words:


balloon



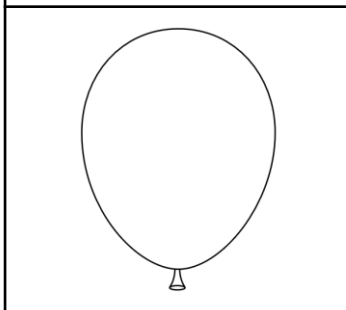
bike



banana



bee



bee

bike


balloon

banana

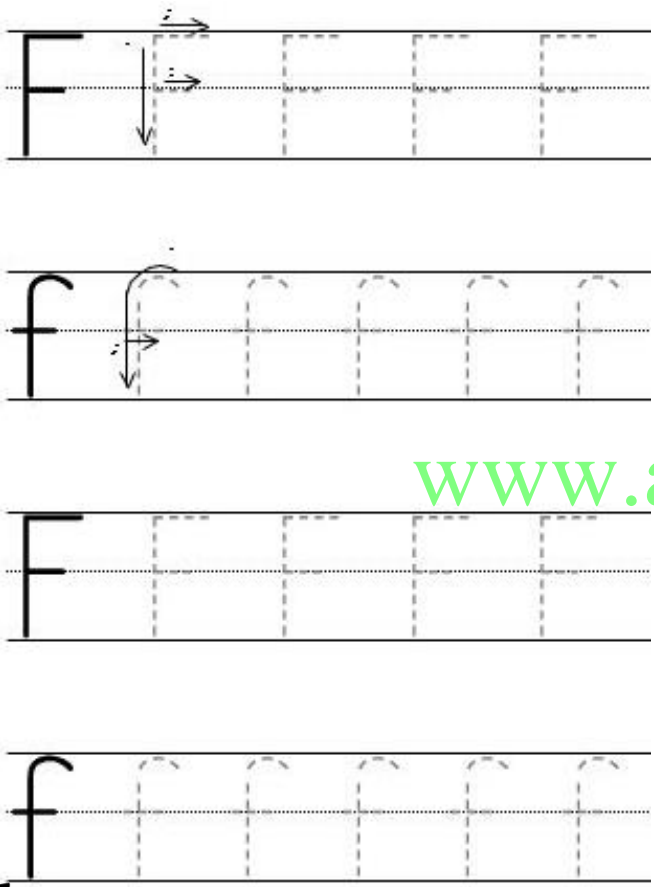
www.almanahj.com

Letters:

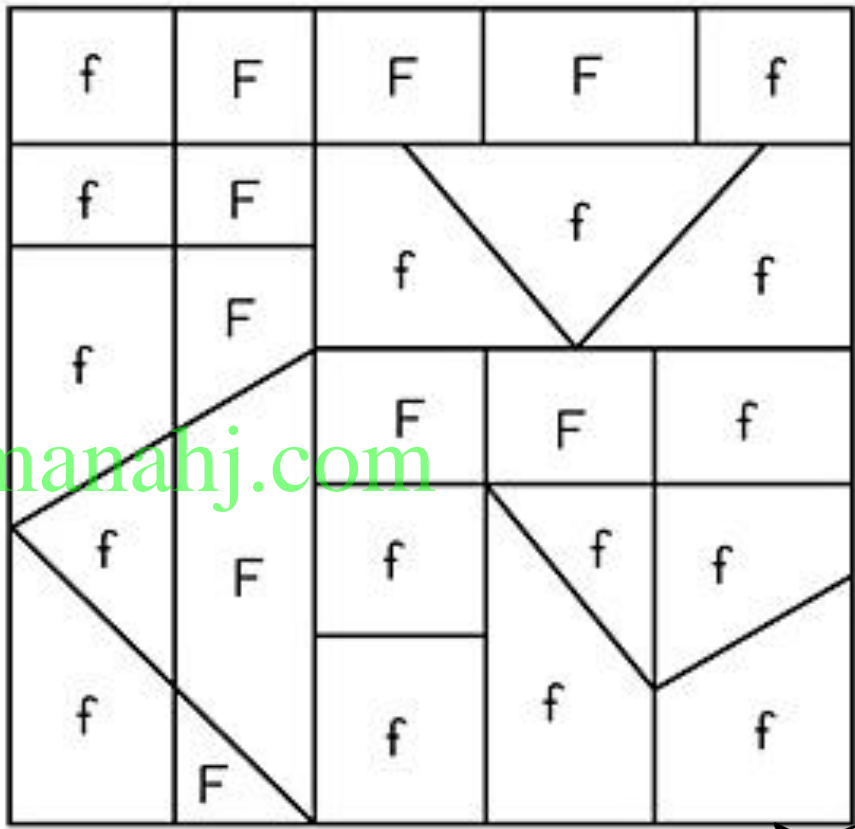
letter b



Trace the letter:





Follow the instructions to color the boxes:



www.almanahj.com

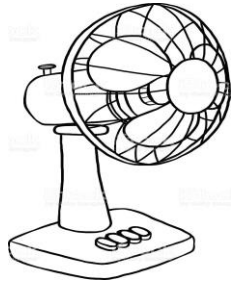
Color F in purple
Color f in white




Read and match:

Color inside the following words:

frog




face



fan



fish




fan

frog


face

fish

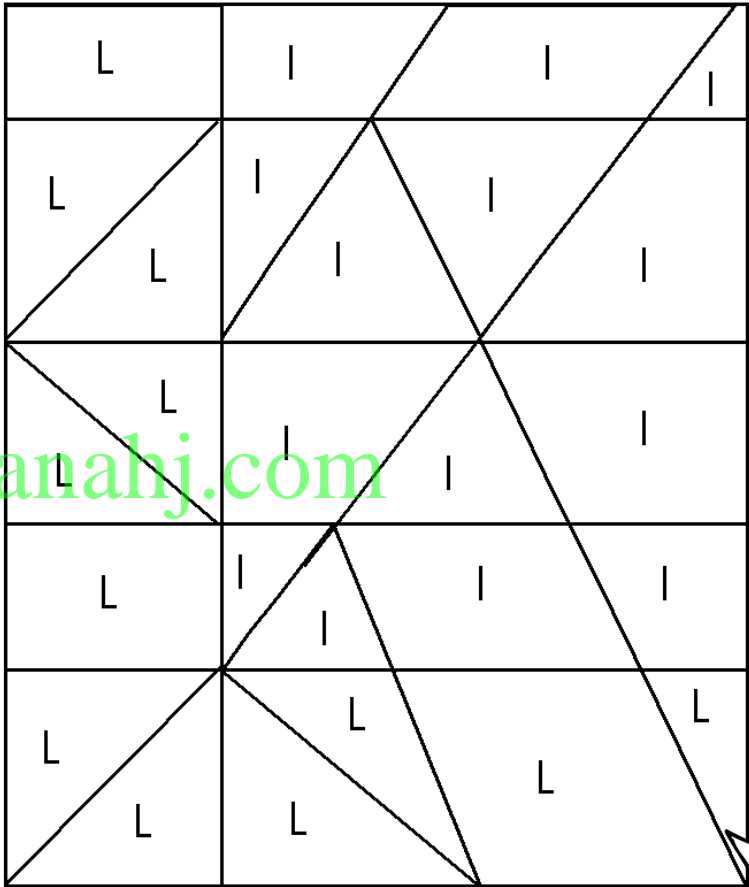
Letters: letter f




Trace the letter:




Follow the instructions to color the boxes:



www.almanahj.com




Color L in orange
Color l in brown




Read and match:

Color inside the following words:

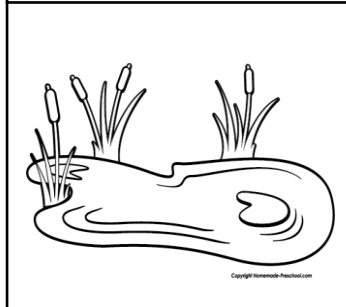
lake



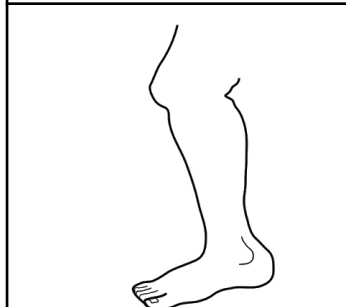
lemon



lion



leg



lion


lake

lemon

leg


www.almanahj.com

Letters: letter l



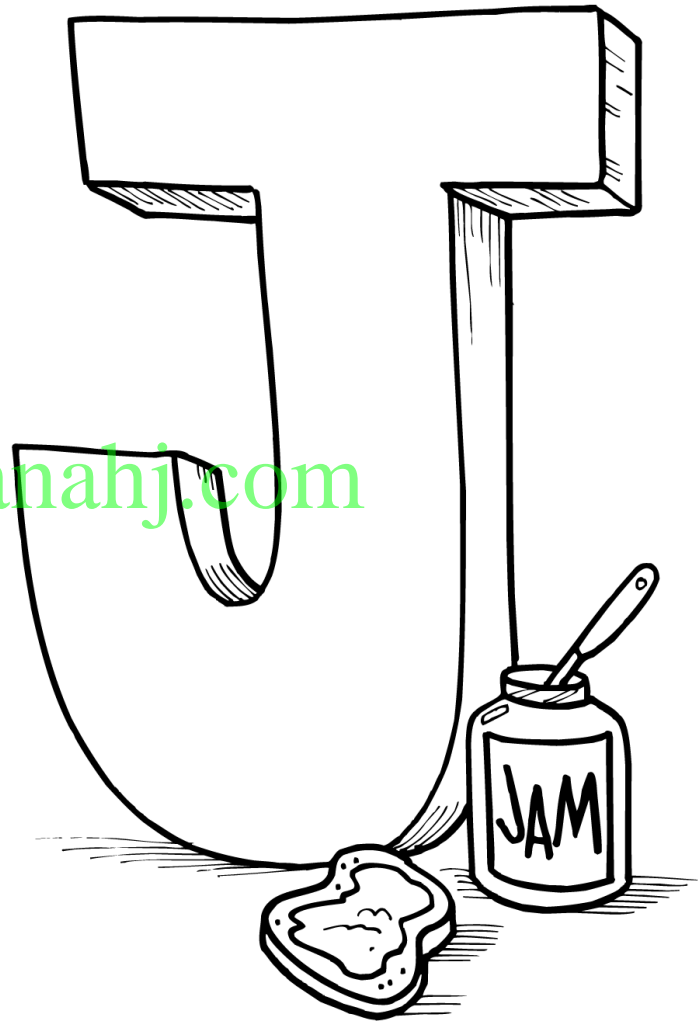


Trace the letter:

Color:



www.almanahj.com



Letters: letter j

Read and match:

Color inside the following words:

jar



jungle



jaguar



jeans



jam



jam

jaguar

jeans


jungle

jar

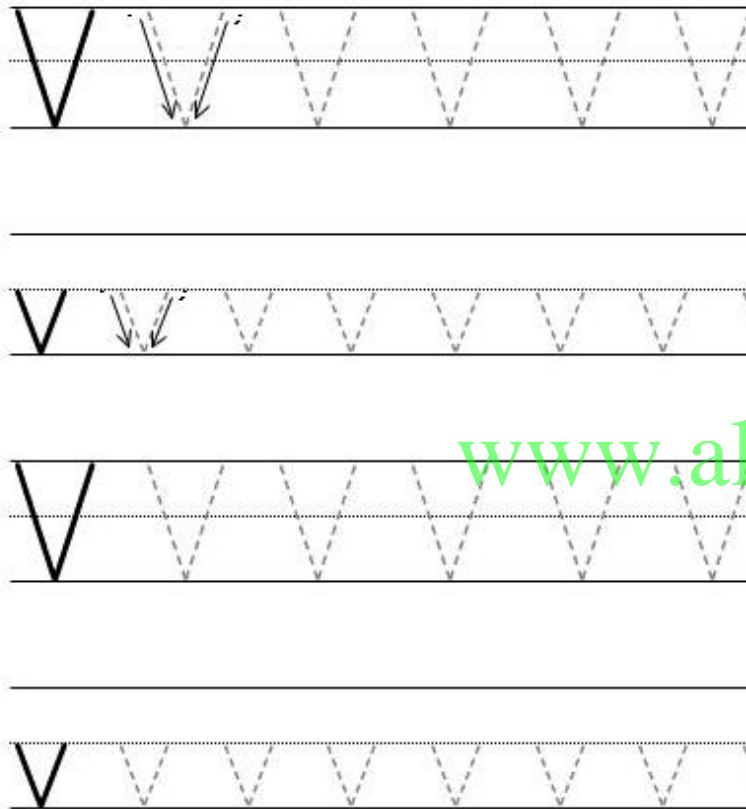
www.almanahj.com

Letters:

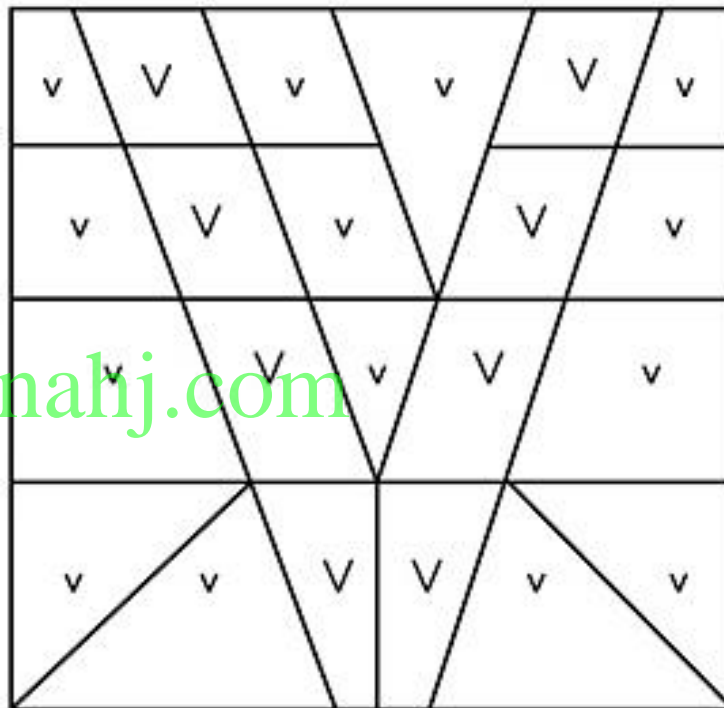
letter j



Trace the letter:





Follow the instructions to color the boxes:



www.almanahj.com

Color V in grey
Color v in violet




Read and match:

Color inside the following words:

vas



violin



vegetables



van



vas

van

violet


violin

vegetables

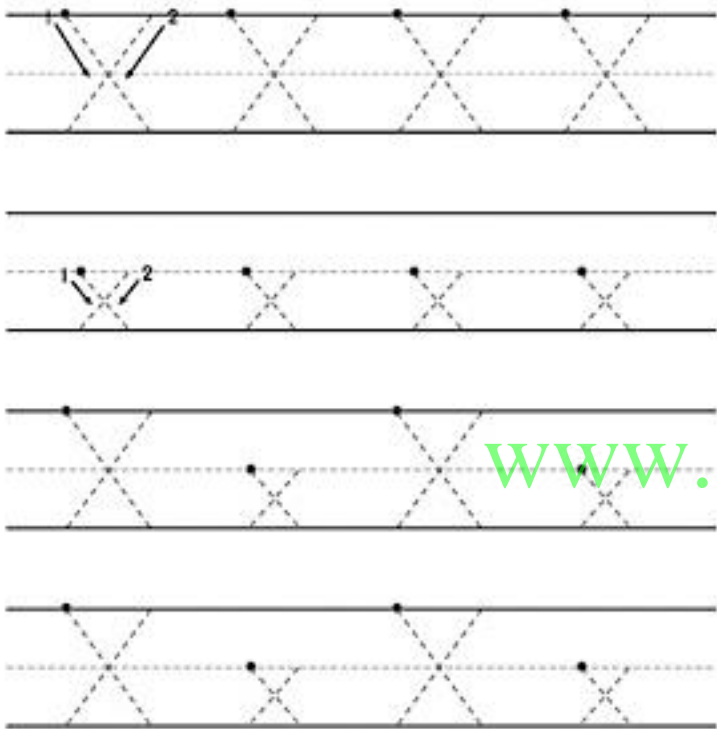
www.almanahj.com

Letters:

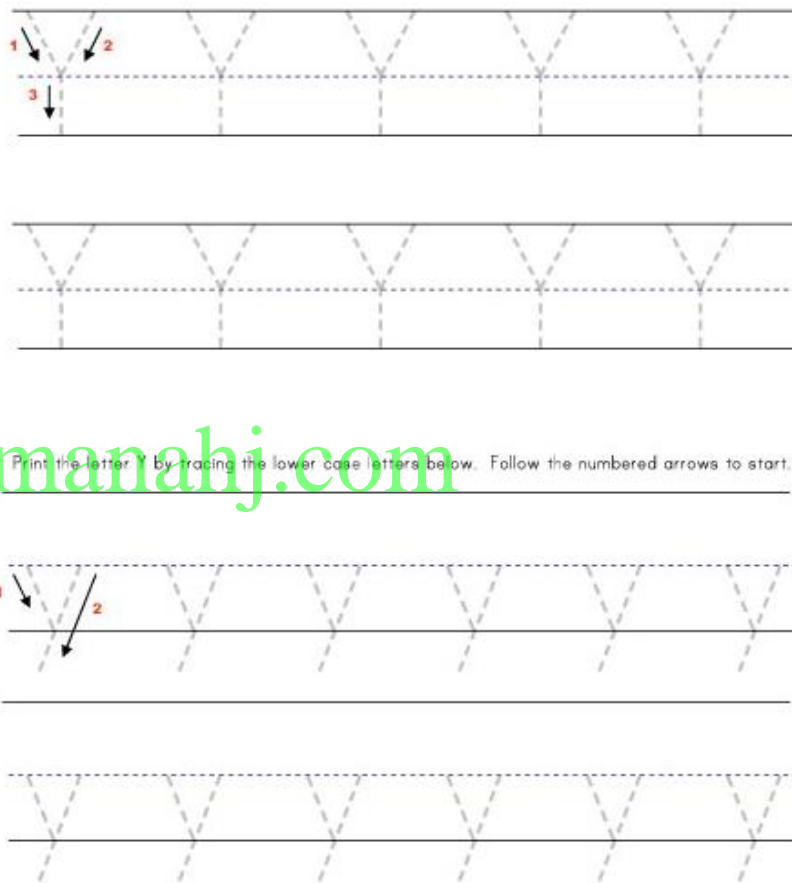
letter v



Trace the letter:





Trace the letter:



www.almanahj.com


Print the letter 'y' by tracing the lower case letters below. Follow the numbered arrows to start.




Read and match:

Color inside the following words:

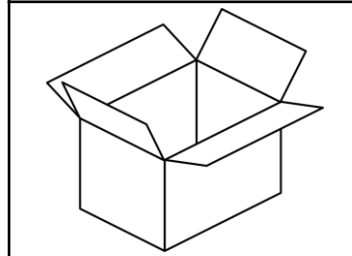
fox




yoyo



box



yogurt



yoyo


yogurt

yellow


fox

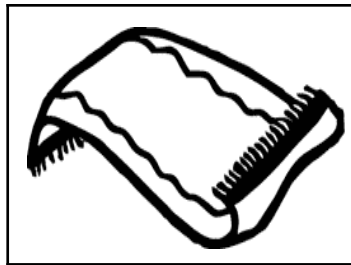
box

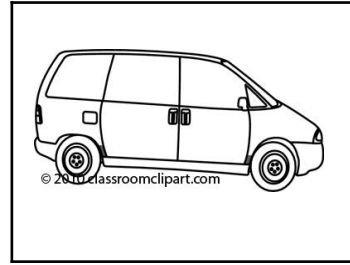
Letters: letters y & x




Write the first letter:

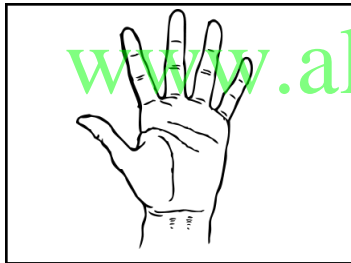




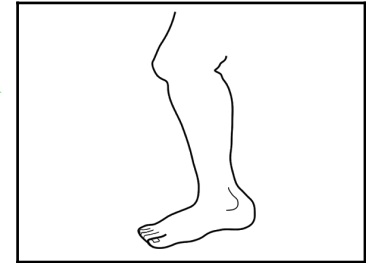





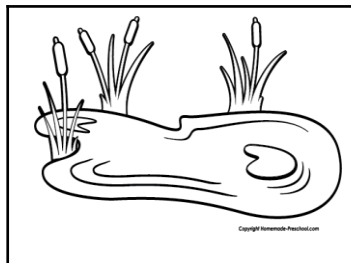





















Circle the words that has the /ff/ sound with pink:
Circle the words that has the /ll/ sound with green:
Circle the words that has the /ss/ sound with yellow:

giraffe

ball

cliff

hiss

www.almanahj.com

puff

dress

coffee


bell

lollipop

class

jelly

princess



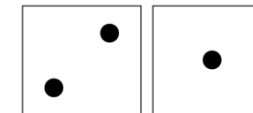
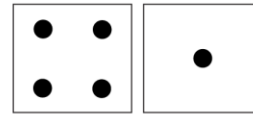
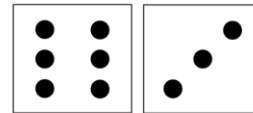
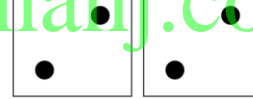


Sounds: /ff/ /ll/ /ss/

Write the missing numbers:

1	—	3	4	5
6	7	—	9	—
—	12	13	14	15
16	—	18	—	20

www.worksheetfun.com

Count and Match.



9

4

3


7

5

8

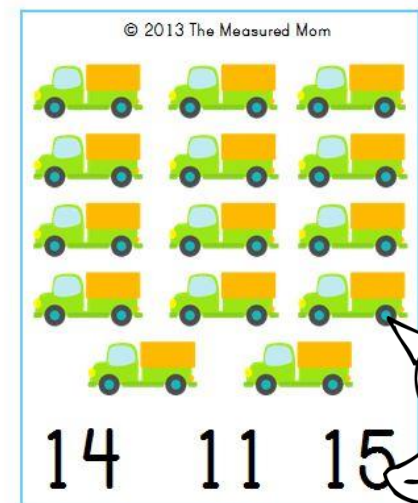

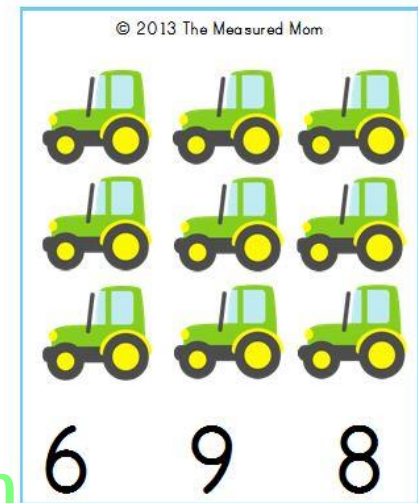


www.almanahj.com

Copyright © 2013 www.worksheetfun.com All rights reserved




Draw between the numbers:

Count and circle the correct number:



Numbers: 1-20



www.almanahj.com

Read and point, then copy the words:


<i>hair</i>	
<i>face</i>	

<i>eyes</i>	
<i>nose</i>	
<i>mouth</i>	
<i>teeth</i>	
<i>ears</i>	



<i>head</i>	
<i>arm</i>	
<i>hand</i>	

<i>leg</i>	
<i>feet</i>	




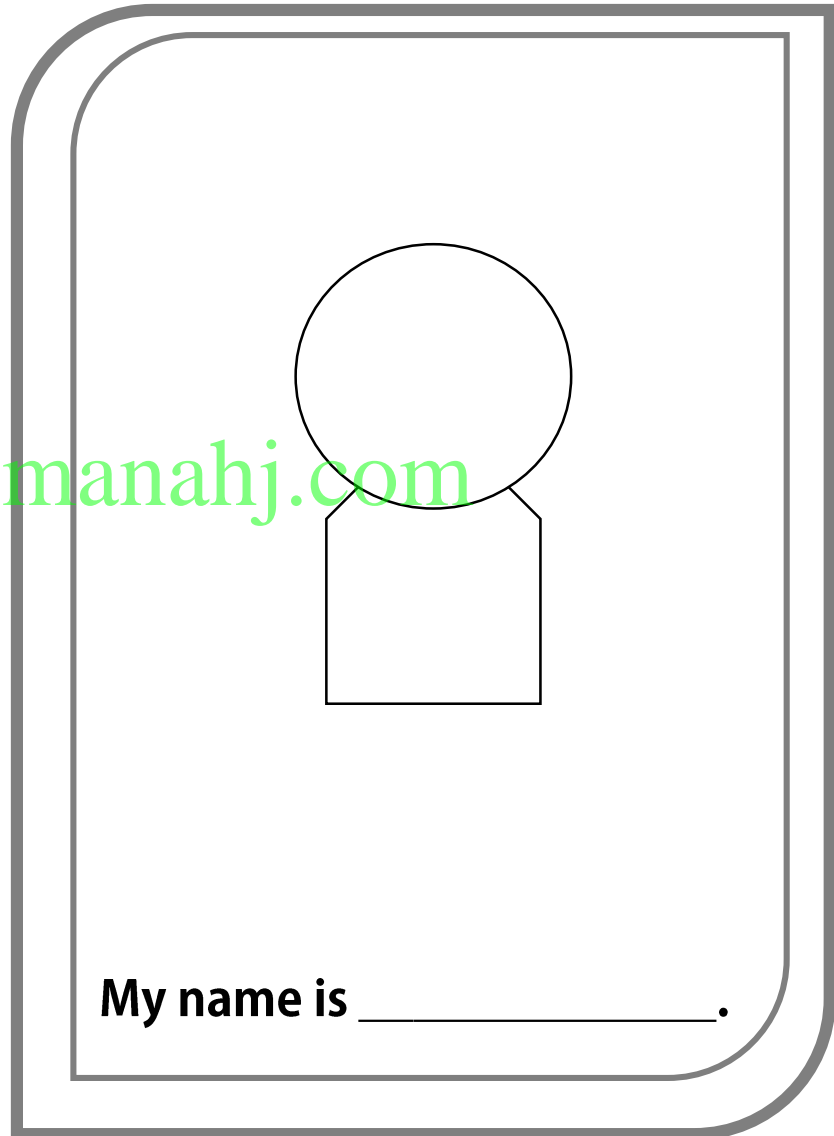
Read and draw a monster:

1. It has 3 eyes.
2. It has 1 big mouth.
3. It has 1 small nose.
4. It has long curly hair.
5. It has 4 arms.
6. It has 5 legs.

Now, read and color:


1. Yellow hair.
2. Red mouth.
3. Green nose.
4. Purple eyes.

Finally name your monster.




Read and circle:

1. Big fish





2. Long hair



3. Straight hair



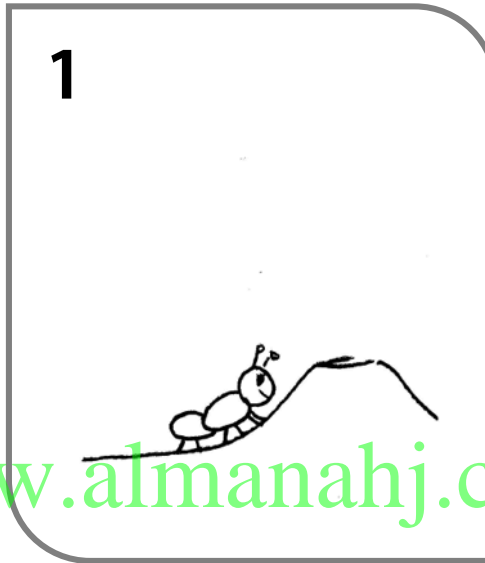
4. short



Read and circle Yes or No:

1. Is it small?

Yes / No



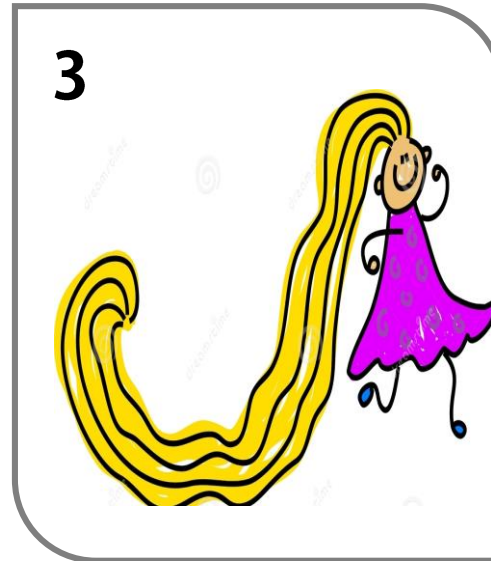
2. Is it curly hair?

Yes / No





3. Is it short hair?

Yes / No



4. Is it tall?

Yes / No



Match to complete the sentence:

1. I

taste

with my

2. I

see

with my

3. I

smell

with my

4. I

feel

with my



5. I

hear

with my



www.almanahj.com



Match:

bread

rice

burger

dates

olives

ice cream

www.almanahj.com

