



Grade 2

Unit 2: Family Time (1)



Name

Grade 2, section



Unit 2: Family

List of Vocabulary



family	grandpa	grandma	mother/mm
father/dad	brother	sister	read books
son	daughter	talk	fly kites
play games	make cakes	breakfast	food
bread	labneh	olives	noodles
cereal with milk	eggs	cheese	balaleet
yoghurt	fruit	apple	banana
grapes	mango	orange	pear
strawberry	pineapple	watermelon	cat
hat	lap	map	nap
cap	clap	glasses	back
door	window	bed	bowl
spoon	clock	table	chair



Unit 2: Family

List of Vocabulary




computer	whiteboard	numbers	book
and	take away	bed	fall out
roll over	grown-ups	children	people
little (brother/sister)	fun	laugh	help
each other	do homework	work on the computer	cook dinner
lay the table	tidy (his/her) room	work	read
help	walk	play	watch
help each other	thank-you	please	watch TV
make a picture	have fun	children	people
classroom objects	walk in the park	lough together	colours



➤ Look. Write

Lesson 1




Word box

- grandpa
- grandma
- father
- mother
- brother
- sister

www.almanahj.com

➤ Trace. Match

Lesson 1



grandma



father



brother



grandpa



sister



mother

www.almanahj.com

➤ Look. Fill in the missing letter/s.

Lesson 1



← m_other
mother

g__andp__

↓ fa__her

__ran__ma

↓ __ist__r

← br__the__

www.almanahj.com

➤ Look. Unscramble the letters. Rewrite.

↓ risset
sister

↓ heftar

napgrad

← hortreb

← ethrom

dangram

big

small

➤ Write


big



small

This family is

.....



www.almanahj.com

This family is

.....





Draw your family tree. Label.

Complete the sentence

Word box

grandpa

grandma

father

mother

brother

sister

me

small

big

www.almanahj.com

My family is

Word box

- grandpa
- grandma
- father
- mother
- brother
- sister

➤ Classify

a boy



a girl



man/
boy


woman
/girl

www.almanahj.com



➤ Circle (th) sound in these words.

➤ Rewrite.



www.almanahj.com




mother

brother

that

Handwriting practice lines consisting of solid top and bottom lines with a dashed middle line. There are seven sets of these lines provided for practice.







➤ Circle the pictures that contain th sound.



father



apple



clock



girl



brother



mother




duck



breathe

➤ Trace. Read. Match.

Lesson 2



We eat food.



We play games.



www.almanahj.com


We watch TV.



We fly kites.



We read books.



➤ Draw a line from the pictures to the correct sentences.

1. This is for my baby brother.



2. This is for my father.



3. This is for my sister.



4. This is for my mother.

www.alfianahj.com




➤ Circle hard th sound in the following words.

this

other

there



with

brother


together

➤ Trace. Match.



Lesson 3

1. noodles



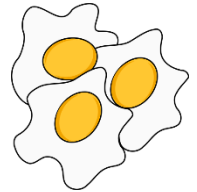
2. milk



3. eggs



4. cereal



www.almanahj.com

5. bread



➤ Copy.

noodles	milk	eggs	bread	cereal

➤ Trace. Match.

Lesson 3

6. olives



7. pancake



8. labneh



9. cheese



10. yoghurt



www.almanahj.com

➤ Copy.

olives

pancake

labneh

cheese


yoghurt

➤ What do children eat for breakfast?

Lesson 3



eggs - pancakes - yoghurt -
cereal with milk




She eats _____



She eats _____

www.almanahj.com



He eats _____



He eats _____



➤ Write the missing food words.

Word box

balaleet - eggs - pancakes - olives - labneh
- yoghurt - cereal

1. I eat p_____.



2. My grandma eats b_____.



3. My brother eats e_____.



4. My sister eats l_____.



5. My father eats o_____.



6. My mum eats y_____.



➤ Write the missing food words.

Word box


Yes, I do.



No, I don't.



1. Do you like bread? _____



2. Do you like cereal with milk? _____



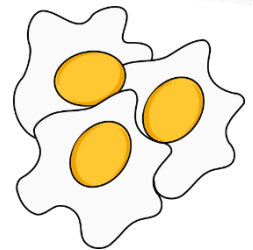
3. Do you like balaleet? _____




4. Do you like noodles? _____



5. Do you like eggs? _____



pancakes - cereal with milk - yoghurt - olives



Mariam



Noora



Saif




Fatima

www.almanahj.com





ch



chips



chick



cherry



lunch



peach




bench
cherry
chick
chips
crunchy
lunch
peach
teacher

www.almanahj.com

➤ Trace /ch/. Copy

ch ch ch ch
ch ...

ch



ch ch ch ch ch

www.almanahj.com

Write **ch** to complete each word.



_____ air _____



_____ ick _____








_____ eese _____



_____ ain _____



➤ Read. Copy. Fill in the missing letter/s



				
chair	cheese	chips	chin	cherry

chair	_____	ch ir
cheese	_____	ch _ _ se
chips	_____	_ _ ips
chin	_____	chi _
cherry	_____	ch _ r _

➤ What does this sentence say in words?

1) I eat  and  .

.....

2) I sit on my  .


.....



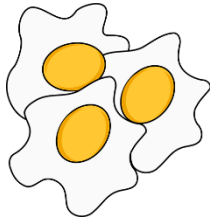
➤ Fill in the missing letters



1. n _ _ _ dles



2. _ _ _ ead



3. eg _ _ _



4. labn _ _ _



5. _ _ _ oghurt



6. _ _ _ laleet



7. _ _ _ ives




8. _ _ _ eese

➤ Draw a line from the letter to the animal.

Bird



Cat



Ant

C A B

www.almanahj.com

➤ Write the letters in the correct order.

A B C D E F G H I J K L M N
O P Q R S T U V W X Y Z

➤ Draw a line from the letter to the animal.

Lesson 4



noodles



olives



yoghurt

n y o

www.almanahj.com

➤ Write the letters in the correct order.

A B C D E F G H I J K L M N
O P Q R S T U V W X Y Z

➤ Write the words in the alphabetical order.

Lesson 4

balaleet - eggs - pancakes - olives -
labneh - yoghurt - cereal - cheese -

1- _____

5- _____

2- _____

6- _____


3- _____

7- _____

4- _____

8- _____

- 1 Aa
- 2 Bb
- 3 Cc
- 4 Dd
- 5 Ee
- 6 Ff
- 7 Gg
- 8 Hh
- 9 Ii
- 10 Jj
- 11 Kk
- 12 Ll
- 13 Mm
- 14 Nn
- 15 Oo
- 16 Pp
- 17 Qq
- 18 Rr
- 19 Ss
- 20 Tt
- 21 Uu
- 22 Vv
- 23 Ww
- 24 Xx
- 25 Yy
- 26 Zz



➤ Cut. Paste in the alphabetical order



Name _____

ABC ORDER

1.

8.

2.

9.

3.

10.

4.

5.

6.

7.



cat

man

had

sat

pan

fat

bag


van

tap

dad

www.almanahj.com





➤ Circle 6 fruit you like. Write



apple



orange




banana



mango



pear




grapes



pineapple



strawberry



watermelon

1- _____


4- _____

2- _____

5- _____

3- _____

6- _____



➤ Circle 6 fruit you like. Write



apple



orange




banana



mango



pear




grapes



pineapple



strawberry



watermelon

1- _____

4- _____

2- _____

5- _____

3- _____

6- _____



➤ Reorder the following fruit recipe



Cut up the fruit.



at your fruit salad.



Wash the fruit.

www.almarahj.com

➤ Write the fruit salad recipe

1- _____

2- _____

3- _____