


English booklet

Unit Three :

Food and drink



My name is

Grade 5 section

Done by : Grade five teachers



Unit Three

Word	Meaning	Word	Meaning
Vegetables	خضار	Made of	مصنوع من
		Made from	
Fruit	فواكة	Stone	حجر
Dairy products	منتجات الالبان	A bootle of	قنينة من
Grain	حبوب	A can of	علبة من
Protein	البروتينات	A cartoon of	علبة كرتون من
Sandwich	ساندويش	A cup of	كوب من
Meat	لحم	A loaf of	قرص من
Salad	سلطة	A packet of	حزمة من
Carrot	جزر	A tub of	
Onion	بصل	A few	قليل من
Dates	تمر	A little	شي من
Apple	تفاح	Many	كثير
Cococnut	جوز الهند	A lot of	كثيرا من
Black beans		Plenty of	متسع من
Rice	الارز	Chocolate	شو كولاته
Chopsticks	عيدان الاكل	Beans	حبوب
Some	بعض	Pod	قرن
Any	اي		
Food	طعام	Knife	سكين
Drink	شراب	Oven	فرن
Paper	ورق	Box	صندوق او وعاء
Metal	معادن	Growing	نمو
Wood	خشب	Farming	زراعة
Plastic	بلاستيك	Fermentation	تخمير
Reuse	اعادة استخدام	Manufacturing	تصنيع
Recycle	اعادة تدوير	Product	منتج
Containers	حاويات	Firstly	اولا










Unit Three



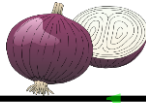

Word	Meaning
Then	بعد ذلك
Next	لاحقا
Finally	اخيرا
Bread	خبز
Yeast	خميرة
Ingredients	مكونات
Salt	ملح
Seed	بذور
Knead	يعجن
Mix	اخلط
Add	اضف
Cook	اطبخ
Loaf	قالب
Coffe	قهوة
Tea	شاي
Cooking oil	زيت للطبخ
Butter	زبدة
Generous	كريم
Helpful	يقدم المساعدة
Selfish	اناني
Greedy	طماع
Lazy	كسول
Hardworking	نشيط في العمل
Me too	انا ايضا
Yes you are right	نعم انت على حق
I dont agree	لا اوافقك
I think the oppisite	اعتقد العكس
And so does	وهو كذلك
Agree with	اوافق
Feel the same about	اشعر بنفس الشعور
Every body in the group	كل من في المجموعه
Nobody in the group	ولا احد في المجموعه
Some people	بعض الناس










<p>Vegetables</p> 	<p>fruit</p> 	<p>Dairy products</p> 	<p>grains</p> 	<p>protein</p> 
<p>-----</p> <p>-----</p> <p>-----</p> <p>-----</p>	<p>-----</p> <p>-----</p> <p>-----</p> <p>-----</p>	<p>-----</p> <p>-----</p> <p>-----</p> <p>-----</p>	<p>-----</p> <p>-----</p> <p>-----</p> <p>-----</p>	<p>-----</p> <p>-----</p> <p>-----</p> <p>-----</p>

Vegetables


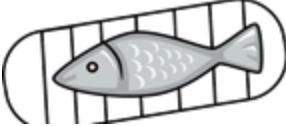

<p>Salad</p> 	<p>carrot</p> 	<p>onion</p> 	<p>Black beans</p> 
<p>-----</p> <p>-----</p> <p>-----</p> <p>-----</p>	<p>-----</p> <p>-----</p> <p>-----</p> <p>-----</p>	<p>-----</p> <p>-----</p> <p>-----</p> <p>-----</p>	<p>-----</p> <p>-----</p> <p>-----</p> <p>-----</p>

fruit

<p>orange</p> 	<p>apple</p> 	<p>coconut</p> 	<p>dates</p> 	<p>banana</p> 
<p>-----</p> <p>-----</p> <p>-----</p> <p>-----</p>	<p>-----</p> <p>-----</p> <p>-----</p> <p>-----</p>	<p>-----</p> <p>-----</p> <p>-----</p> <p>-----</p>	<p>-----</p> <p>-----</p> <p>-----</p> <p>-----</p>	<p>-----</p> <p>-----</p> <p>-----</p> <p>-----</p>



protein

<p>meat</p> 	<p>fish</p> 	<p>Chicken</p> 
<p>----- ----- ----- -----</p>	<p>----- ----- ----- -----</p>	<p>----- ----- ----- -----</p>

Diary product

<p>cheese</p> 	<p>milk</p> 
<p>----- ----- ----- -----</p>	<p>----- ----- ----- -----</p>

grains

<p>rice</p> 
<p>----- ----- ----- -----</p>



We use **an** before words which begin with U, A, E, I, O

We use **a** before words which begin with the other letters .



--

apple

--

egg

--

carrot

--

melon

--

banana

--

cookie

--

orange

--

onion

--

pear

--

tomato

--

lemon

--

Ice-cream



Some :

- *Countable noun = There are some carrots.
- *Uncountable noun = There is some sugar.
- *Polite questions = would you like some tea?

Any

- *Countable noun (negative) = There aren't any carrots.
- *Uncountable noun (negative) = There isn't any sugar.
- *Questions = Is there any sugar?

Write some or any :

- 1- I don't haveapples .
- 2- There are.....eggs on the table.
- 3- would you likefruit ?
- 4- My friend wantsolives.
- 5- Is therecheese sandwich?
- 6- There isn'trice.
- 7- I wantstrawberries .
- 8- Are thereonions ?
- 9- There aredates in the kitchen.
- 10- There iswater.
- 11- There isn'tlemon juice.
- 12- Would you likevegetable soup?





Unit Three

Lesson 3+4

•Read and write the words under the pictures

wood	containers	recycle	plastic	metal	paper
------	------------	---------	---------	-------	-------



www.almanahj.com

Read and match





A. Fill in the blanks.

packet	cans	tubs	loaves
carton	bottles	can	packets

- A of soda.
- Four of bread.
- Five of ice cream.
- Two of coconut water.
- A of chips.
- A of apple juice.

What will you buy for your party?





Quantifiers Rule and description

Many How many coins do you have?

Few Take a few coins from my pocket.

Countable

للكمية
المعدودة
many/
كثيرا
Few/
قليلا

A lot
Lots of

Plenty of

تعني الكثير
من
للكمية
المعدودة و
الغير
معدودة

www.almanahj.com

Much How much money do you have?

Little He spends a little money on bying books.

Uncountable

للكمية الغير
معدودة
Much /
كثيرا
Little /
قليلا



Quantifiers

Fill in the blanks with the appropriate quantifier. There may be more than one choice.

a few

a little

a lot of



We have got _____ cheese.



We have got _____ sugar in the bowl.



We have got _____ milk in the fridge.

We have got _____ bottles of milk in the fridge.



We have got _____ honey in the bowl.



There are _____ plates on the table.



Mr. Dinç has got _____ students.



QUANTIFIER WORKSHEET (2)

Description : Quantifiers

Aims : Practicing quantifiers "a few/a little / a lot of / some / many / much / any"

Cross out the wrong alternative:

Ex.

a little	a few
---------------------	-------

We have got _____ oranges.

1.

a little	a few
----------	-------

We have got _____ money.

2.

a lot of	much
----------	-----------------

She has got _____ friends.

3.

much	many
------	------

How _____ cheese is there in the fridge?

4.

a lot of	much
----------	------

Hasn't Mrs. Aktepe got _____ children?

5.

some	many
------	------

They have got _____ butter in the tub.

6.

a few	any
-------	-----

Mr. Blank hasn't got _____ grandchildren.

7.

much	many
------	------

I haven't got _____ money this month.

8.

a little	a few
----------	-------

Gary has got _____ pencils in his pencil box.

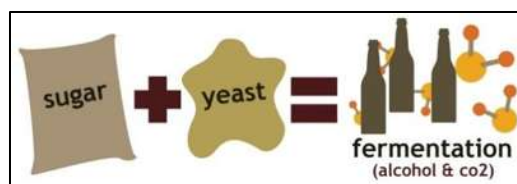




Unit Three

Lesson 8

Write the words under the correct pictures

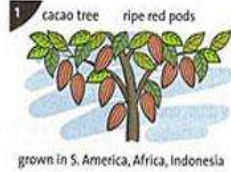
Chocolate - beans - pod - knife - over - box - growing - farming - fermentation - manufacturing - product





What are the steps of making chocolate ?

First,



Next



Then,



Last,



www.almanahj.com



- 1- Chocolate is made from beans which grow in pods on a cocoa tree. These beans are grown where it is warm all year round.
- 2- The beans are usually farmed two times a year. The workers use a long stick with a large knife to cut the pods down. They open the pods with their hands, so that the beans inside don't break.
- 3- Next is the fermentation stage. The beans are put into wooden boxes and are covered with banana leaves for a week. Then they are dried in the sun for another week. After that, they go to the factory.
- 4- In the factory, the beans are cooked in big ovens. Then the shells are cracked and the inside part is made into a mixture. The mixture is made sweet with sugar, butter and milk. When the mixture is cold, we have the final product - chocolate!

Match the paragraph with the correct idea

Paragraph 1	fermentation
Paragraph 2	Growing
Paragraph 3	farming
Paragraph 4	Manufacturing

Answer the questions below

1-What is the chocolate made from?

2- What happen in the formation stage?

3- Where do the beans cooked?

Match the vocabulary with correct sentence:

beans- pod -oven -Finally - growing

- 1- Chocolate is made from----- which grow in pods on a cocoa tree
- 2- The workers use a long stick with a large knife to cut the _____ down.
- 3- the beans are cooked in big _____.
- 4- _____ we make the chocolate cold.


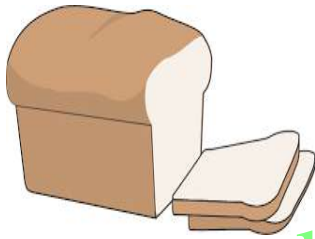


Unit Three

Lesson 9

Write the words under the correct pictures

Ingredient - bread - salt - seeds- yeast - knead - mix - add-
cook - leaf -cooking- tea - coffee- oil - butter



Use the present simple passive to complete the sentences

Use of English

Present Simple Passive

When we say what **people and things do**, we use the active form of the verb (**grow, use**).

When we say what **happens to people and things**, we use the passive form (**are put, are cooked**).

Active: The workers **use** a knife to cut down the pods.

Passive: A knife **is used** to cut down the pods.

The Present Simple Passive is often used to talk about processes.

1. Many people read this writer's articles.

2. Kids always eat candies.

3. She pays a lot of money.

4- They don't help you.

5- He doesn't open the book.



Read and match

generous



helpful



selfish



greedy



Lazy



www.almanahj.com

hardworking



Write four sentences , each sentences must use

(never - always)

1.

2.

3.

4.