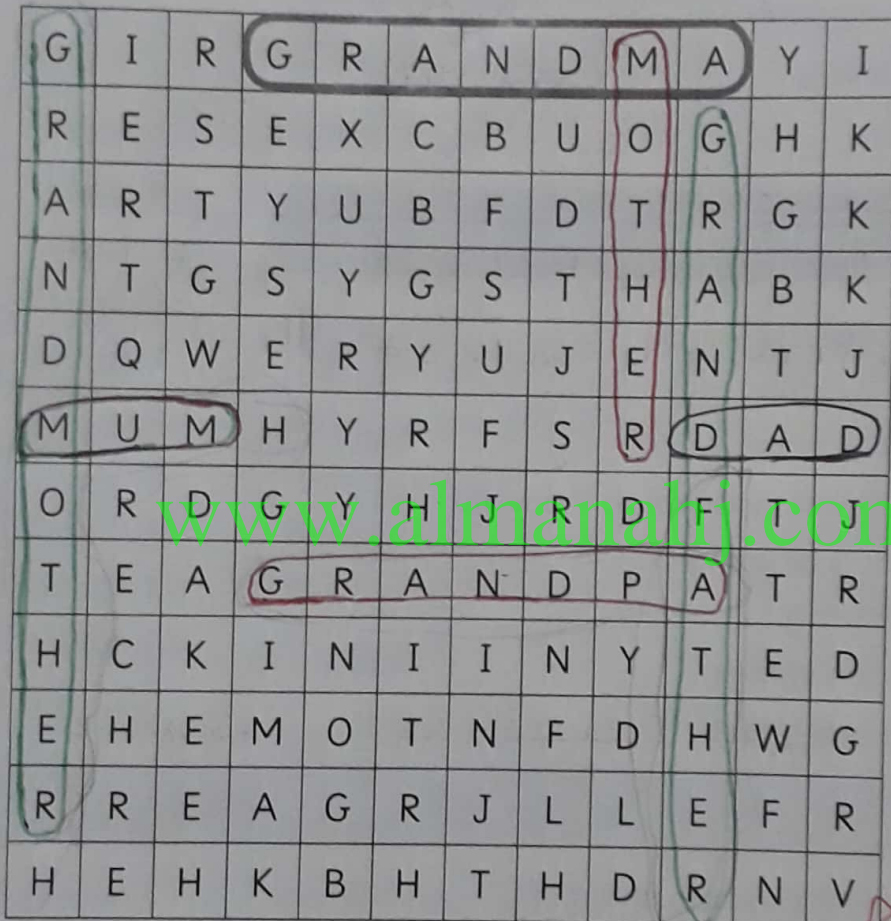



Lesson 1 My family

1 Word study

Find seven more family words in the wordsearch.



grandpa
mum
grandmother
father
gran
mother
grandma

- 2  Look at the family words you found for Activity 1.

Now write four sentences using those words.

For example: My **mother** takes care of the house and the family.

- * My mum helps me with my homework every day.
- * My grandpa tells me funny stories.
- * My grandma reads books.
- * My father likes doing exercise.

Again complete
7/9

Lesson 2 Who takes care of you?

1 Use English

Look at the activities different members of this family like to do. Complete sentences 1-5 using **too** and **both** to compare and contrast.



Mum: make cakes,
read stories

Grandma:
make cakes, read
and tell stories

Dad: play chess,
go fishing,
read stories

Grandpa:
go fishing, tell
stories

- 1 Mum and Grandma **both** make cakes.
- 2 Mum cooks, **but** Grandpa tells stories.
- 3 Mum and Dad **both** read stories.
- 4 Grandma likes telling stories and Grandpa likes telling stories too.
- 6 Mum and Dad **both** like reading.

Likes

2 Write

Complete these sentences about your own family.

- 1 Mum and Grandma both make cakes.
- 2 My father likes playing chess and I like it too.
- 3 My sister likes cooking, but I like drawing.
- 4 Grandpa likes reading books and I like reading books too.
- 5 Both Mum and Dad like reading.

Lesson 3 Personal fact file

1 Write

Look at the Fact File on page 166 of your Learner's Book. Complete the sentences about you and your partner using **both**, **and**, **too** and **but**.

- 1 Mariya and I are both/and/too/but 10 years old.
- 2 I like pizza but _____ both/and/too/but
my friend likes berger
- 3 My friend is Polite _____ both/and/too/but
I am Polite too
- 4 I Like doing exercise, but my friend don't
- 5 I Like science but my friend Likes math
- 6 My friend and I both live in Ajman.

2 Draw

Now draw a picture of your partner's favourite food.





my Favourite Food is pizza



↓
↓
↓
↓
↓
↓

www.almanahj.com

My partner's Favourite Food is
berger and Frise

Lesson 4 A local sporting hero

1 Pronunciation

Look at the underlined word endings in the text. Decide which ending matches each sound in the Speaking tip.

Works → s
goes → z

Watches → iz

Omar Abdulrahman plays football for the UAE. He works very hard and goes to training every day. He watches a lot of football matches and studies other football players to learn more.

When he finishes playing football in the future, he's going to help young players.

Speaking tip

Remember that **-s**, **-es** and **-ies** endings can be pronounced /s/, /z/ or /ɪz/.



www.almanahj.com

2 Listen

Read the words in the box. Now listen and write the words in the correct column.

plays finishes speaks jumps dances does watches

/s/	/z/	/ɪz/
jumps speaks	Plays does	finishes dances watches

HL

Lesson 5: My favorite sport!

Use of English

197
Excellent

1 Listen and write.

Write the correct verb and sport under each picture. Then listen and check your answers.

- | | | |
|---------------|-------------------------|----------------|
| tennis | football | horse riding |
| rollerblading | water skiing | judo |
| diving | table tennis | skateboarding |
| swimming | baseball | paddle surfing |

My brother plays football.
(for sports which use a ball)

I go diving.
(for sports which end in -ing)


I do judo.
(for all other sports)




go water-skiing




Play football



go horse riding



Play tennis




play table tennis



go swimming



go skateboarding



go rollerblading




do judo



go diving



go paddle surfing



play baseball

Lesson 6 My learning

1 Talk about it


Read the sports and circle three sports that you like. Now tell your partner about your sports.

horse riding football diving swimming tennis judo
 skateboarding table tennis rollerblading baseball paddle surfing

2 Listen

Listen and tick the correct picture.

1 Which sport do Hamad and Adnan decide to play?



www.almanahj.com

2 Who is Farida going to visit today?



3 Assessment box

Tick the box for you.

	☺ yes	☹ sometimes	☹ not yet
I can pronounce /s/, /z/ and /z/.	✓		
I can say and write the different words for people in my family.	✓		
I can use <i>too</i> , <i>both</i> and <i>but</i> when I compare and contrast people and things.	✓		
I can talk and write about different sports.	✓		

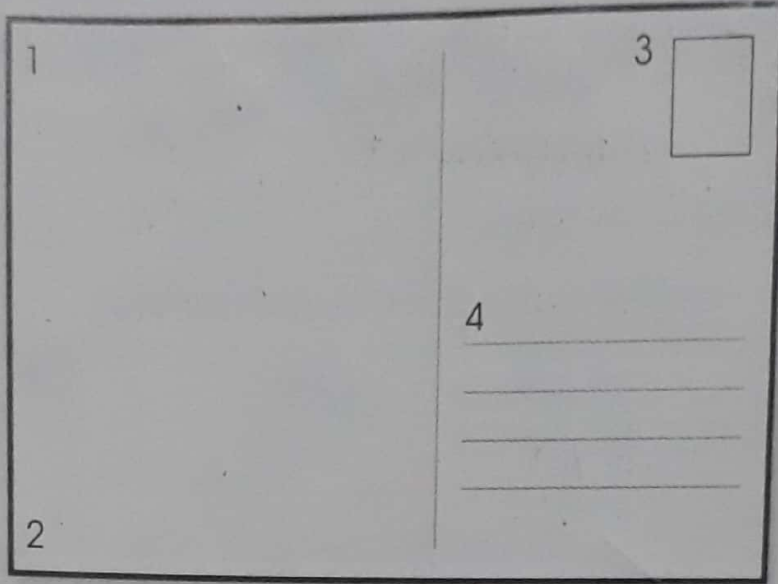
Lesson 7 Sending a postcard

1 Word study

Label the parts of the postcard with the words in the box.

stamp sender address receiver

receiver



stamp

address

sender

2 Write

Complete Majed's postcard with the words in the box.

playing time you Arrived we're

Hi Khalid!

Arrived⁽¹⁾ here safely and
 having a super **time**⁽²⁾!
 I love **Playing**⁽³⁾ on my cousin's
 computer! Tomorrow **We're**
⁽⁴⁾ going hiking in the Hafit
 mountains. I'm very excited!
 Wish **you**⁽⁵⁾ were here!
 Say hello to Omar for me!

Home Sunday!

Majed



Writing tip

We use capital letters ...
 to start a sentence:
**Say hello to Omar
 for me!**
 for names: **Khalid**
 for places and countries:
the Hafit mountains
 for days of the week
 and months: **Sunday**

3 Write

Write a postcard to Noura or Majed (or even to your friend or partner in the class)
 Decide where you are (it can be anywhere you like)

Lesson 8 Some people, different country

1 Write

Write the sentences in the correct order.

I / get up / always / 6.00 am / at

1 I always get up at 6.00 am.

I / study / never / on / Fridays

2 I never study on Fridays.

go / usually / the / I / swimming / in / morning

3 I usually go swimming in the morning.

for / go / I / a / walk / sometimes

4 I sometimes go for a walk.

2 Use of English

Choose the correct sentence, a or b.

1 a I go always to the park at the weekend.

b I always go to the park at the weekend.

2 a I watch sometimes cartoons on TV.

b I sometimes watch cartoons on TV.

3 a My teacher always gives us homework!

b My teacher gives always us homework!

4 a My sister doesn't usual play football after school.

b My sister doesn't usually play football after school.

Lesson 9 Helping hands

1 Read

Tick ✓ the boxes next to the chores that you do at home.

- 3 sweep the floor
- 1 make the bed
- 2 tidy
- clean the car
- 4 do the washing
- 5 lay the table

Now number the household chores in the order that you like them. For example, your number 1 will be the household chore you like the most, and number 8 will be the one you like the least. Now, compare the list with your partner's and discuss.

2 Word Study

Complete the household chores with the missing vowels.

- 1 m a k e the b e d
- 2 dry the d i s h e s
- 3 d o the w a s h i n g u p
- 4 l a y the t a b l e
- 5 m o p the f l o o r
- 6 s w e e p the f l o o r



Lesson 10 Being kind and helpful

1 Use of English

Look at these things you can do to be kind and helpful. Circle five of the examples. This week, try to do all of the five activities you have chosen. Write five sentences to say which things you will do.

- clean your room
- do the laundry
- wash the dishes
- help your friend in class
- say something nice to someone
- carry a heavy bag for your mum



- ★ I will clean my room.
- ★ I will help my friend in class.
- ★ I will say something nice to someone.
- ★ I will wash the dishes.
- ★ I will carry a heavy bag for my mum.

www.almanalij.com

2 Read

Read the story on Learner's Book pages 175 and 176 again, and match the questions 1-4 with the answers a-d.

- | | | |
|---|---|---------------------------------------|
| 1 Why was the old man walking a long way? | d | a Tariq. |
| 2 What did Tariq and Fares do? | b | b They gave him a ride on their cart. |
| 3 Who was kind, Tariq or Fares? | a | c He felt sorry. |
| 4 How did Fares feel at the end? | c | d He was looking for his son. |

3 Write

Look at the story on pages 175 and 176 of the Learner's Book. Write three sentences about what Tariq and Fares did to help the old man.

- 1 They gave the old man a ride to the market.
- 2 They gave the old man bread and cheese.
- 3 They gave the old man some water.

21 1 Listen and write

Listen to Butti talking about his friends and family. Complete the dialogue with the words in the box as you listen and read.

untidy unkind unhappy important kind

Teacher: Hello, Butti! Are you OK? You look unhappy today.

Butti: Hello. Yes, I do feel a little bit ¹unhappy today.

Teacher: Why? What is wrong? Is everything OK?

Butti: Well, my little brother lost his teddy bear and was very unhappy. He asked me to help him find the teddy bear but I was playing on my Playstation and said 'No'. I was ²unkind to him.

Teacher: Oh dear! Remember that it is important that you are kind to everyone.

Butti: Then, my mum asked me to clean up my room because it was very ³untidy

Teacher: Did you tidy your room?

Butti: No, because I wanted to play on my computer.

Teacher: Oh dear! Remember it is ⁴important that you help your mother.

Butti: Yes, you are right! I am going to be ⁵kind and help my family. I'm going home now to tell my family I love them and want to help them.

Narrator: So Butti went home and he helped his brother find his teddy bear and tidied his room to help his mother. At dinnertime, he told all his family that he loved them very much and he was sorry for not helping them. Everyone was very happy.

2 Talk about it

Discuss the following questions about Butti with your partner.

1 Why didn't Butti help his brother find his teddy bear?

2 Why didn't Butti clean his room?

3 Why do you think it is important to be kind to people?


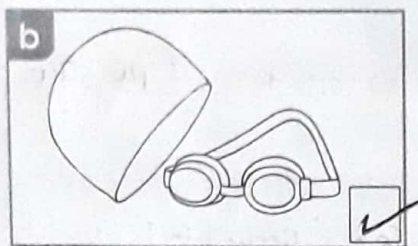

4 Why do you think it is important to help people?

Lesson 12 My learning




1 Listen

Listen to the conversations and tick the correct picture, a, b or c.



1 Which is Hana's favourite sport?



2 What household chore will Khaltham do?



3 Who will Ghanim help?



2 Assessment box

Tick the box for you.

	😊 yes	😐 sometimes	😞 not yet
I can talk and write about how often I do activities.	✓		
I can use <i>un-</i> with adjectives.	✓		
I can use vocabulary about household chores.	✓		
I can talk about different ways of helping people.	✓		