

Unit 10 : Family Circles (1)

family	عائلة
grandma	جده
grandpa	جد
dad	أب
mother	أم
Science	علوم
school uniform	الزّي المدرسي
Arabic	عربي
Math	رياضيات
sport	رياضة
baseball	لعبة المضرب
football	كرة قدم
diving	الغوص
skateboarding	لوح التزلج
rollerblading	التزلج بالعجلات
water-skiing	التزلج على الماء
paddle surfing	التجديف

me	أنا (في آخر الجملة)
both	معاً
too	أيضاً
father	أب
mum	أم
relax	أسترخي
Islamic Education	تربية اسلامية
Art	فن
watch	يشاهد
speak	يتحدث
work	العمل
make	يصنع
win	الفوز
swimming	السباحة
tennis	كرة المضرب
bedtime	وقت النوم
horse riding	ركوب الخيل

sister	أخت
brother	أخ
cousin	ابن/بنت العم
look after	يعتني بـ
grow up	أنمو وأكبر
tells me off	غضب مني
catch	يلقط
change	يغير
catches	يلتقط
play	يلعب
finish	النهاية
goes	الذهاب
jump	يقفز
dance	يرقص
does	يفعل



Unit 10 : Family Circles (2)

wash my face	أغسل وجهي
get dressed	يرتدي ملابس
eat breakfast	يأكل الإفطار
drink coffee/tea	يشرب قهوة/شاي
eat lunch	يأكل الغذاء
watch TV	يشاهد التلفاز
do my homework	يحل الواجب
go swimming	يسبح
Play on a PlayStation	يلعب بال (بلاي ستيشن)
sweep the floor	يكنس الأرض
make the bed	يرتب السرير
do the laundry	يغسل الملابس
lay the table	يرتب الطاولة
mop the floor	مسح الأرض
do the washing up	يغسل
dry the dishes	يجفف الصحون

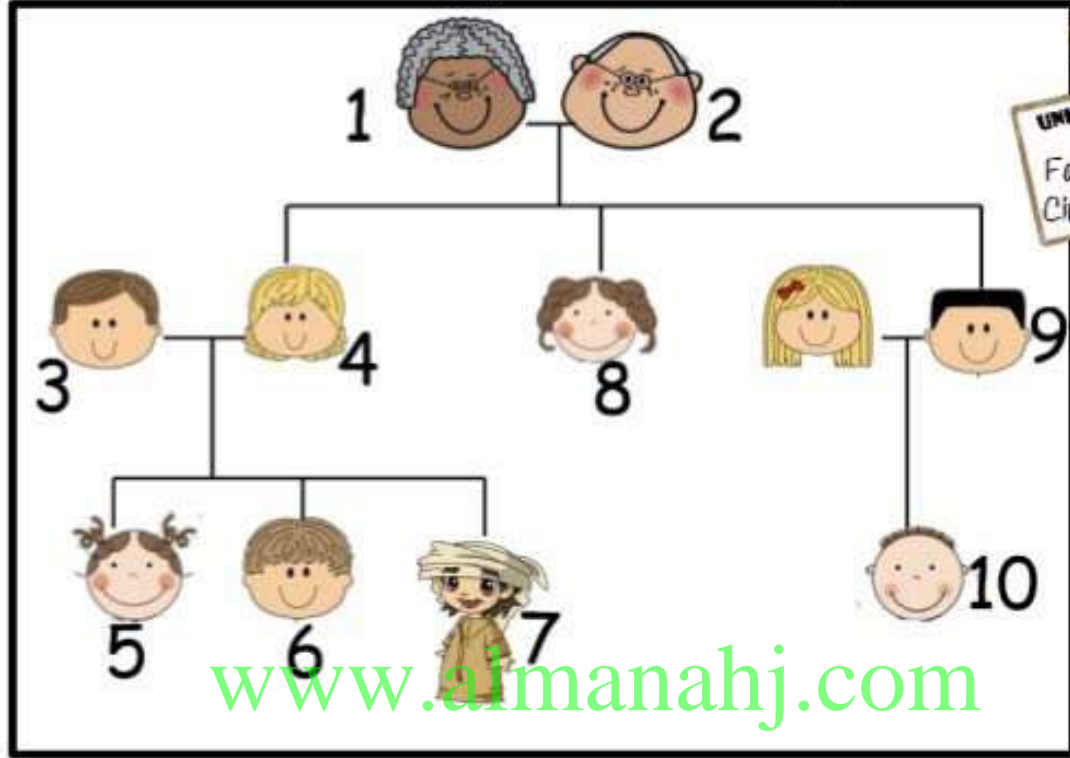
cook	يطبخ
tidy	يرتب
to dust	ينظف الغبار
kind	لطيف
unkind	غير لطيف
happy	سعيد
unhappy	غير سعيد
true	صحيح
untrue	غير صحيح
important	مهم
tidy	مرتب
untidy	غير مرتب
thankful	شاكر
clean	ينظف
unclean	غير نظيف



Read, understand then copy in your notebook:

family- grandma- grandpa- dad- mum- mother- father- sister- brother- cousin- me (Lesson1)

a. Look at the family tree to complete the table :



GRADE 4
UNIT 10
Family Circles
PAGE: 10

www.aimanahj.com

- | | |
|---------|----------------------|
| 1. | 6. |
| 2. | 7. <i>me</i> |
| 3. | 8. |
| 4. | 9. |
| 5. | 10. <i>My cousin</i> |

b. Write 3 sentences about a member in your family:

.....

.....

.....

Read, understand then copy in your notebook:

tells me off, grow up, looks after, both, too
(Lesson 2)



a. Write the expressions that fit these meaning:

1. (.....) *To speak angrily to someone for doing something wrong.*

2. (.....) *To look like or behave like someone in your family.*

3. (.....) *To take care of someone.*

4. (.....) *To become an adult.*

b. Use the words (whereas- both - too) in sentences:

.....

.....

.....

.....

.....

.....

.....

Read, understand, then copy in your notebook:

catch- change- school uniform- Arabic- Maths- Science-
Islamic Education- Art- catches (Lesson 3)



a. Read and answer LB 168 :

1. *Where does Muna live?*

.....
.....

2. *Describe Muna's house?*

.....
.....

3. *What does she do in the morning?*

www.almanahj.com

.....
.....

4. *How does she go to the school?*

.....
.....

5. *How long is the school?*

.....
.....

6. *What is her favorite subject?*

.....
.....

Read, understand, then copy in your notebook:

play- finish- goes- jump- dance- does- watch-
speak- work - make- win (Lesson 4)



a. Classify the words according to the 3rd person singular -s :

*watches/ makes / goes/ finishes/ wins/ starts/
plays/ does/ jumps/ dances /speaks /words /studies
/ fetches*

/s/	/z/	/iz/
www.almanahj.com		

b. Read the text in your LB page 169 then answer the questions bellow:

1. *What happen in 2009 ?*

.....

2. *What happen in 2013?*

.....

3. *What happen in 2000?*

.....

Read, understand then copy in your notebook:

sport- baseball- football- diving- judo- rollerblading-
skateboarding- swimming- table(tennis) - water-skiing-
paddle surfing- horse riding (Lesson5)



a. Choose the correct answer :

1. Idiving. (do- play - go)
2. We rollerblading. (do- play - go)
3. Iskateboarding (do- play - go)
4. They swimming. (do- play - go)
5. I football. (do- play - go)
6. Theybaseball. (do- play - go)
7. Shejudo. (does- plays- goes)
8. Weskiing.(do- play- go)
9. I.....tennis every Saturday. (do- play -go)
10. We football every then and now.
(do- play - go)
11. Ibasketball with my family.
(do- play - go)
12. They vollyball. (do- play - go)
13. I soccer. (do- play - go)

www.almanahj.com

Read, understand then copy in your notebook:

wash my face- get dressed- eat breakfast- drink tea/
coffee- eat lunch- watch TV- relax- do my homework- go
swimming- play on a PlayStation- bedtime (Lesson 8)



عند استخدامنا لأحد من هذه الكلمات فإننا

نستخدم الـ **present simple**

(I - you - we - they) → v + ~~ing~~

(he - she - it) → v + s

ونبتعد عن استخدام المضارع المستمر

(am - is - are) v + ing

كما نبتعد عن استخدام الماضي vt ed

a. Choose the correct answer:

1. I **always** the dishes.

(wash - washes - washed)

2. My sister **sometimes** the animals.

(feed - feeds - fed)

3. My Dad **usually** the car at the weekend. (clean - cleans - cleaned)

4. My mum **always** the dinner.

(cook - cooks - cooked)

5. My grandpa **never** tennis.

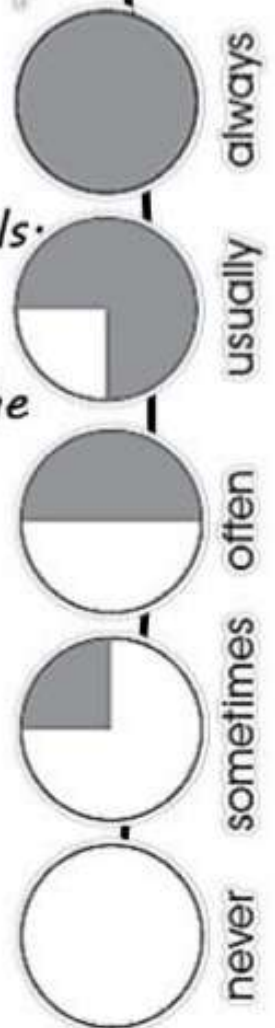
(play - plays - played)

6. My grandparents **always** me stories.

(tell - tells - told)

7. My brothers **never** the floor.

(sweep - sweeps - swept)



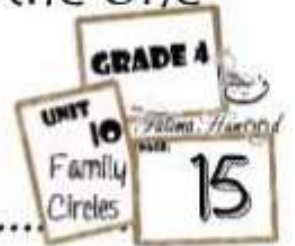
www.almanahj.com

Read, understand then copy in your notebook:

to sweep the floor- to make the bed - to cook- to tidy- to do the laundry- to lay the table- to do the washing up- to mop the floor- to dust- to dry the dishes (Lesson9)

a. look at the pictures and write about your family members and how do they help in the house :

(write in full sentences , it is ok to change the one who do the job):



1-
.....



2-
.....



3-
.....



4-
.....



5-
.....



6-
.....

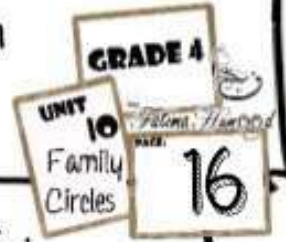


7-
.....

www.almanahj.com

Read, understand then copy in your notebook:

kind- unkind- happy- unhappy- true- untrue- important-
unimportant- tidy- untidy- thankful- clean- unclean
(Lesson11)



a. What can you say about those Sentences :

1. Your friend won't help his brother do his homework. He is

2. Mariam's room is very messy. She is

3. Laila is cleaning the kitchen .
.....

4. RAK is in Qatar.
www.almanahj.com

5. Rashid always tries to catch the birds.
.....

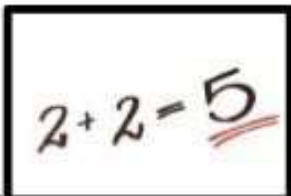
b. Look and describe the picture :



1-
.....



2-
.....



3-
.....