

UNITED ARAB EMIRATES
MINISTRY OF EDUCATION



الإمارات العربية المتحدة
وزارة التربية والتعليم

English EOT 3 Speaking Examination

Grade 2

Sample

www.almanahj.com

Please encourage the students to use the tips below as you practice with them.

Part 1 Speaking Exam Tip(s)!

1. Answer using full sentences [e.g. **What's this?** "Pen." X "It's a pen." ✓]
2. Speak loudly.
3. Don't be shy.
4. Ask the teacher to say the question again if you did not hear the first time.
5. Try to answer all the questions the teacher asks you about the pictures.

www.almanahj.com

Part 2 Speaking Exam Tip(s)!

1. Answer using full sentences [e.g. **How old are you?** "Six." X "I'm six. / I'm six years old." ✓]
2. Speak loudly.
3. Don't be shy.
4. Ask the teacher to say the question again if you did not hear the first time.
5. Try to answer all the questions the teacher asks about you.

Speaking Part 1 Version 1

Please note: In Part 1 you should ask a maximum of four questions.

Part 1 should not last longer than 1 minute.

Teacher's Script:

Teacher: Good morning/afternoon. My name is _____.

What's your name?

In this first part, I'm going to show you a picture and ask you some questions.

The teacher can choose four of the questions below.

Show student Source 1.

	Question
1	What is the weather like in January?
2	What does Salim do in February?
3	Does Salim go to the playground in March?
4	What does Salim do in April?
5	What is the weather like in May?
6	What is the weather like in June?
7	Does Salim go back to school in July?
8	What does Salim do in August?
9	What does Salim do in September?
10	Does Salim ride a bicycle in December?

Speaking Part 1 Version 2

Please note: In Part 1 you should ask a maximum of four questions.

Part 1 should not last longer than 1 minute.

Teacher's Script:

Teacher: Good morning/afternoon. My name is _____.

What's your name?

In this first part, I'm going to show you a picture and ask you some questions.

The teacher can choose four of the questions below.

Show student Source 2.

	Question
1	What does Sara do in January?
2	Does Sara eat ice cream in February?
3	What is the weather like in March?
4	What does Sara do in May?
5	Does Sara watch TV in June?
6	What does Sara do in July?
7	What is the weather like in August?
8	What does Sara do in October?
9	Does Sara go to the park in November?
10	What is the weather like in December?

Speaking Part 2

Please note: In Part 2 you should ask a maximum of four questions.

Part 2 should not last longer than 1 minute.

Teacher's Script:










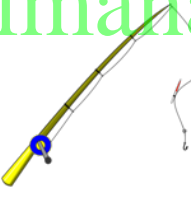










Teacher: Now, in this second part, I'm going to ask you some questions about yourself and your lessons.

The teacher can choose four of the questions below.

	Question
1	What was the weather like yesterday?
2	What's the weather like in January?
3	Do you go on holiday in December?
4	What do people need to live and grow?
5	Which animals live in water?
6	Where do dolphins live?
7	How do you use water?
8	Is it hot and sunny today?
9	Was it cold and rainy yesterday?
10	What happens when there is no water?
11	Do you go back to school in May?
12	What do you do on Sundays?
13	What day was it yesterday?
14	Where can you see a frog?
15	What happens when it rains?

























Salim's Year



January 	February 	March 
		
April 	May 	June 
		
July 	August 	September 
		
October 	November 	December 
		

Sara's Year



January 	February 	March 
		
April 	May 	June 
		
July 	August 	September 
		
October 	November 	December 
		

Speaking Rubric

	Communicative success	Range and accuracy of language	Pronunciation	Fluency
	<ul style="list-style-type: none"> • Questions answered • Support given from examiner 	<ul style="list-style-type: none"> • Utterance – words, phrases or sentences • Grammar and vocabulary: range and accuracy 	<ul style="list-style-type: none"> • Clarity of phonemes, syllables, words 	<ul style="list-style-type: none"> • Mid-response hesitation/repetition/ pace of speech
4	<ul style="list-style-type: none"> • Answers all questions clearly and promptly. • Does not need the examiner to repeat or support them through back-up questions [apart from possibly 1 or 2 misunderstandings which are quickly fixed]. 	<ul style="list-style-type: none"> • Uses sentences/ multi-word phrases for at least half their answers. • Uses a range of vocabulary to give accurate answers. 	<ul style="list-style-type: none"> • Pronunciation is sufficiently clear to understand in any context. • Word stress is accurate throughout, with examples of contracted forms in phrases (e.g. "It's..."). 	<ul style="list-style-type: none"> • Mostly answers in full sentences/phrases • No hesitation when answering with a sentence or phrase (except maybe 1 or 2 isolated examples).
3	<ul style="list-style-type: none"> • Answer most questions clearly and promptly, 2 or 3 can't be answered even with support/back-up questioning. • Needs support from the examiner a few times, through some repetition and rephrasing (as a result of unresponsiveness or inappropriate responses). 	<ul style="list-style-type: none"> • Uses more than one-word answers on 1 or 2 occasions. • Uses appropriate vocabulary for most answers. 	<ul style="list-style-type: none"> • Most answers are clear enough to be understood but one or two hard to understand. • Most phonemes pronounced clearly, except for non-Arabic ones (e.g. 'p') • Some inappropriate stress patterns for specific words/phrases. 	<ul style="list-style-type: none"> • May not generally answer in full sentences/phrases • Some hesitations when answering - particularly with a sentence or phrase - but generally doesn't affect communication.
2	<ul style="list-style-type: none"> • Answers about half the questions adequately, perhaps with some delay. • Needs support from the examiner for most of the questions, through some repetition and rephrasing (as a result of unresponsiveness or inappropriate responses). 	<ul style="list-style-type: none"> • All one-word answers • Limited vocabulary – repeated or inaccurate words in most answers. 	<ul style="list-style-type: none"> • Pronunciation means answers are routinely difficult to understand. • Many inaccuracies in pronouncing phonemes and/or word stress. 	<ul style="list-style-type: none"> • Responses – particularly those with more than one word – generally require patience due to slow/interrupted delivery.
1	<ul style="list-style-type: none"> • Can only answer 1 or 2 questions adequately, even with support, repetition and back up questions from the teacher. 	<ul style="list-style-type: none"> • Insufficient language given to show any evidence for this (apart from responses to the most basic personal questions). 	<ul style="list-style-type: none"> • Finds it difficult to pronounce any words in English accurately (apart from responses to the most basic personal questions). 	<ul style="list-style-type: none"> • Insufficient communication to show evidence of the above features.
0	Non-assessed: Student absent, evidence of cheating or nothing of meaning communicated.			