



اسم و ابدع □

اسم وجهاً مستخدماً جميع الأشكال التي تعلمتها □




[www.almanahj.com](http://www.almanahj.com)

# مراجعة

أكمل الشكل الناقص

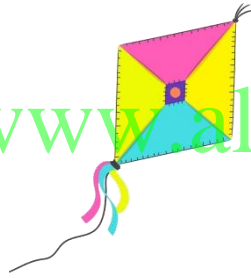


[www.almanahj.com](http://www.almanahj.com)






# مراجعة



ما الذي يمثل الشكل في العمود منه



كون مجموعات متحدة الشكل ؟

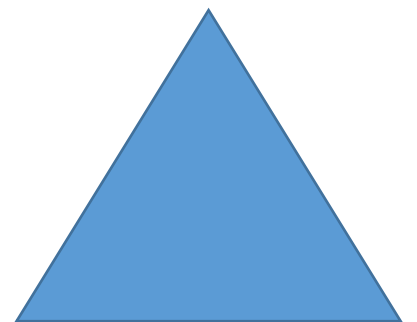




لون الشكل الذي أمامك ؟



[www.almanahj.com](http://www.almanahj.com)


ضع علامة ( ✓ ) على شكل







[www.almanahj.com](http://www.almanahj.com)

مدر فلكم على حدود الشكل ؟



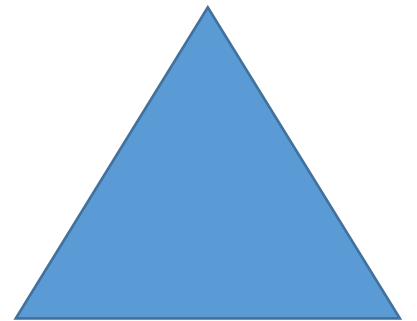


=


لون الشكل الذي أمامك ؟



[www.almanahj.com](http://www.almanahj.com)

منه علامة ( ✓ ) على شكل








مسطبة |

[www.almanahj.com](http://www.almanahj.com)

مدر قلمك على حدود الشكل ؟




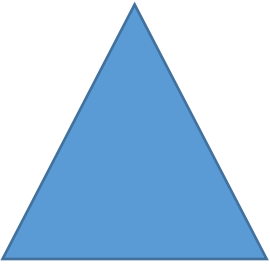


لون الشكل الذي أمامك ؟




[www.almanahj.com](http://www.almanahj.com)

رنگ علامه ( ۷ ) على شكل ابعيد

















مربع قلمك على حدود الشكل ؟

[www.almanahj.com](http://www.almanahj.com)



# مراجعة



أكمل الشكل الناقص











جمعة



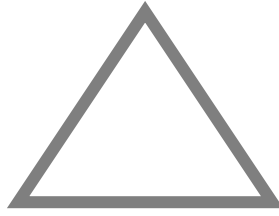

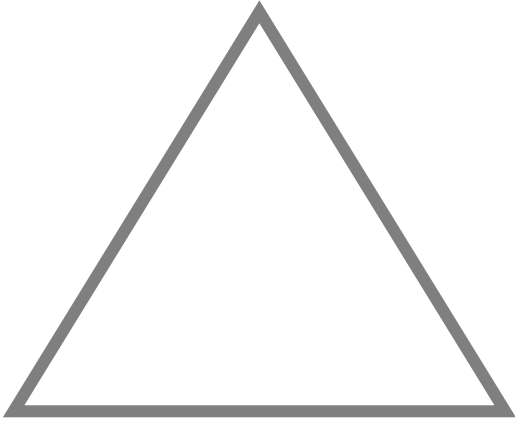
ما الذي يمثل الشكل في الطرحة منه



كون مجموعات متحدة الشكل ؟




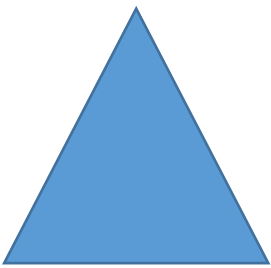




لون الشكل الذي أمامك ؟



[www.almanahj.com](http://www.almanahj.com)



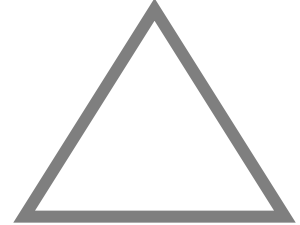
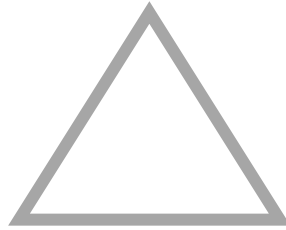




ضع علامة ( ✓ ) على شكل المثلث








[www.almanahj.com](http://www.almanahj.com)

مدر قلمك على حدود الشكل ؟




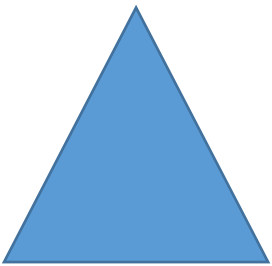


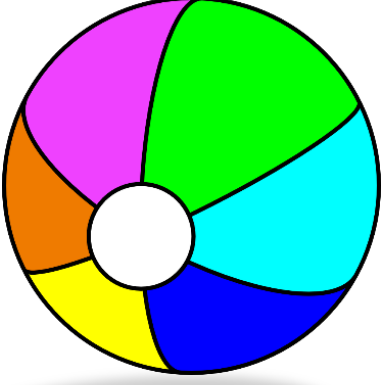
لون الشكل الذي أمامك ؟












[www.almanahj.com](http://www.almanahj.com)

ضع علامة ( ✓ ) على شكل الدائرة







www.almanaj.com مدرك قلمك على حدود الشكل؟

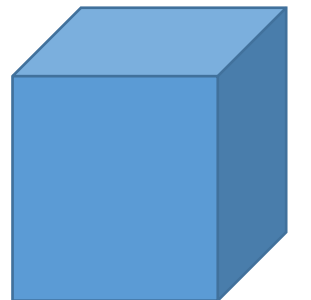


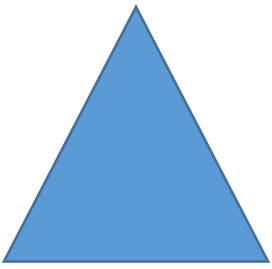


لون الشكل الذي أمامك ؟


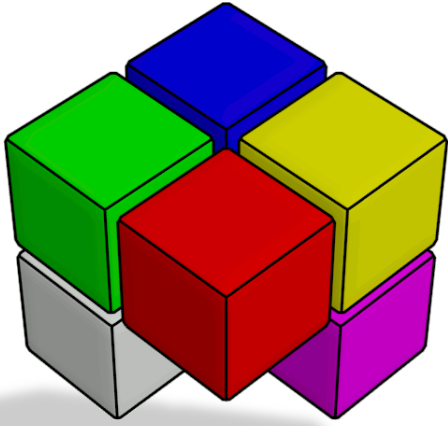


[www.almanahj.com](http://www.almanahj.com)

رسم علامة ( ٧ ) على شكل المطرعة









مربع

www.almanahi.com

مدر قلمك على حدود الشكل ؟



اسمي



[www.almanahj.com](http://www.almanahj.com)

❖ يتوقع في نهاية الأنشطة :

يتعلم الطفل أسماء الأشكال.

يكتب معارة التصنيف.

يتقن أكمال الشكل الناقص لكل شكل.

# الأشكال الهندسية

## الهندسية



[www.almanahj.com](http://www.almanahj.com)

إعداد و تصميم:

anshitha