



Grade 2 unit 1

Welcome to school

www.almanahj.com

My name is:.....

Section.....



T. Fatima Ali Alkhawwar



ملاحظات معلمتي

www.almanahj.com



بطلي الصغير اجمع 8 نقاط حتى تحصل على هدية



Word list
كلمات الوحدة



School
مدرسة



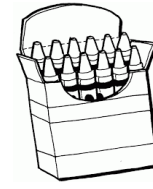
Table
طاولة



Bus
حافلة



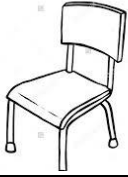
Bag
حقيبة




Crayons
ألوان شمعية



Books
كتب



Chair
كرسي



Clock
ساعة



computer

حاسوب



Ruler

مسطرة



Teacher

معلمة




Lunchbox



Read

يقرأ



Classroom
فصل دراسي



sing

يقرأ



draw

يرسم



do math

يحل الرياضيات



Use computer

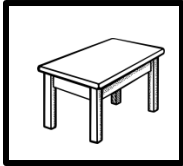
يقرأ



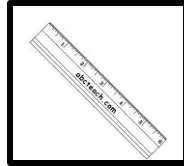
write

يكتب


Read and match:



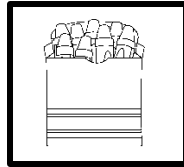
book




chair



crayons



school



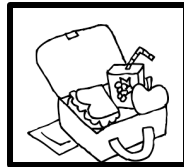
table



ruler



pencil



lunchbox

Complete the missing letters:

A B C D E F G H I J K L M N O P Q R S T U V W X Y Z



What is your name?

My name is _____

My name is _____

My name _____


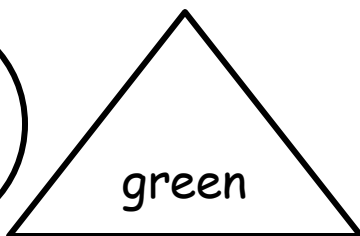
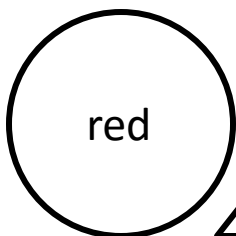
My _____

Lesson 1

What is your name?

How old are you?

Color



الدرس الأول

في هذا الدرس سيتعرف الطالب على ادوات
الفصل الدراسي . سيكون قادرا على التعرف عليها
و على التعرف على الألوان .

عند سؤال الطالب What is this? سيكون الرد

It is a blue bag

سيكون الطالب قادرا على التعريف بنفسه في جمل

بسيطة . مثال:

My name is Ali.

I am 7

www.almanahj.com

Look for pictures of school items



Lesson 2

Read and match



computer table clock chair

What is your name?

Handwriting lines for writing a name

How old are you?.

Handwriting lines for writing an age

My name is _____

✂ Count and write:

1- a book



2-





2 pencils

3- a clock



❖ أن يقوم الطالب بالتحويل من المفرد إلى الجمع بإضافة «s» للدلالة على الكثرة. مثال: a clock → 2 clocks

✂ Read and color:



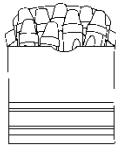
a green lunchbox

a blue computer

Lesson 3

What is in the classroom? Read and write

crayons - chair - pencil



✂ Count and circle:

1-  (a chair , a chairs)

2-  (2 table , 2 tables)

3-  (3 ball , 3 balls)

4-  (a lunchbox , a lunchboxes)

What is your name?

How old are you?.

عزيزتي ولية أمر الطالب أرجوا تعويد الطالب
على الاجابة شفويا عن هذه الأسئلة :

- What is your name?
My name is.....
- How old are you?
I am 7.
- What is your favorite color?
My favorite color is red.

Lesson 4

Read and match:



sing	write	do math	draw	use computer	read
------	-------	---------	------	--------------	------

الهدف استخدام الأفعال السابقة في صياغة جملة يتحدث بها الطالب عن
ما يفعله بالمدرسة. I do math at school. / I read at school.

What is your name?

How old are you?

What do you do in school?

Read and match:

What do you do at school?



do math



a book



draw



7 books



sing

Read and color:



Orange socks



a black rat

يرجى ترك الطالب يقرأ ثم يحل لتطوير قدرات القراءة.

Lesson 5

Look at the picture and write a sentence.

What do you do at school?



Handwriting practice lines (solid top, dashed middle, solid bottom).

What do you do at school?



Handwriting practice lines (solid top, dashed middle, solid bottom).


Re-order



oobks



abg



sub

Lesson 6

I can write with my teacher.

Handwriting practice lines (solid top, dashed middle, solid bottom).

Handwriting practice lines (solid top, dashed middle, solid bottom).

Handwriting practice lines (solid top, dashed middle, solid bottom).

Handwriting practice lines (solid top, dashed middle, solid bottom).

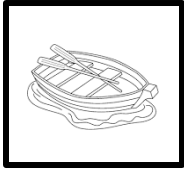
Handwriting practice lines (solid top, dashed middle, solid bottom).

Lesson 7

8

✍ Read and write:


bus - car - boat - walk - bicycle



Handwriting practice lines (top, middle dashed, bottom)

Handwriting practice lines (top, middle dashed, bottom)

Handwriting practice lines (top, middle dashed, bottom)



Handwriting practice lines (top, middle dashed, bottom)

Handwriting practice lines (top, middle dashed, bottom)

Read and write the answer

How do you go to school?

Handwriting practice lines (top, middle dashed, bottom)



Lesson 8

✍ Read and match:

girl

Omar

Mona



Ahmed

boy

Sara

❖ ضمائر الملكية: his للأولاد و her للبنات . تستخدم للتحدث عما يملكه الطرف الآخر. مثال:

- His book.. كتابه
- Her book.. كتابها


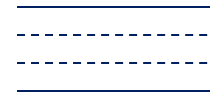

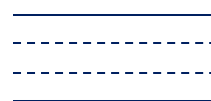

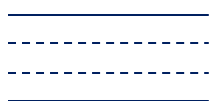


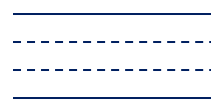

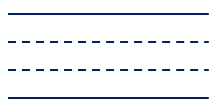

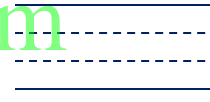

Look at the word box. What letter do the words begin with? Write the words under **Aa**, **Bb** or **Cc**. Paste a picture in the box next to the word.

boy ant cat bag computer apple book clock ax

Aa

Bb

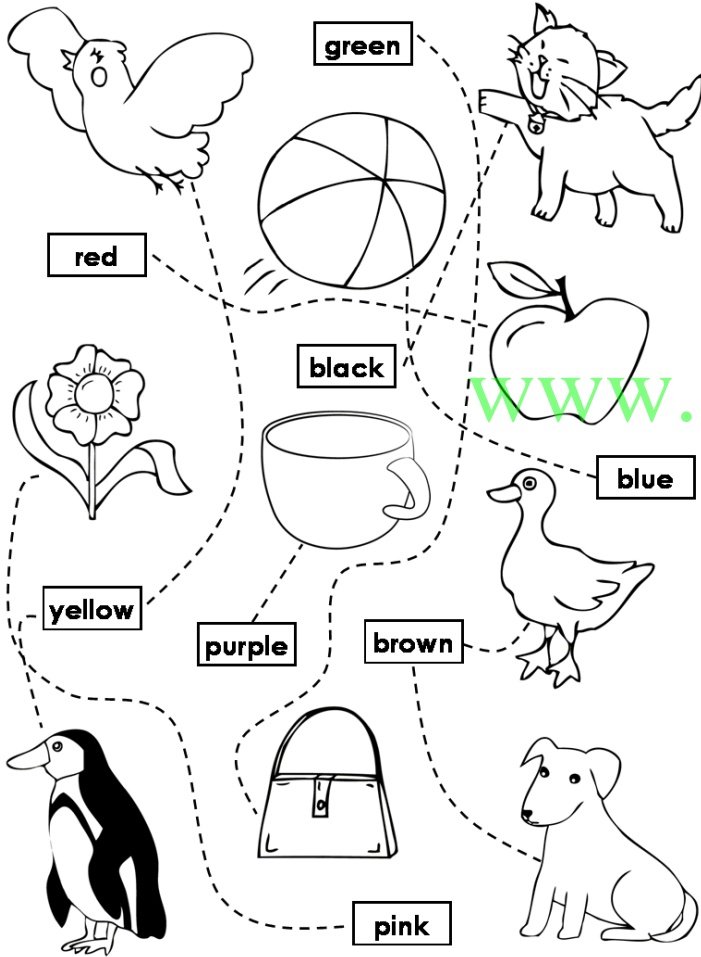
Cc



www.almanahj.com

Lesson 10

Read and color:



✎ **Classify the school items and the animals”**

bus	cat	pencils	
books	dog	chair	bird

school	animals

✎ **Write “He” or “She”:**

- 1-.....He.....is a bus driver.
- 2-.....is a boy.
- 3-.....is a girl.
- 4-.....is a teacher.
- 5-.....is a student.

Let us practice reading
لنتدرب على القراءة معا

www.almanahj.com
أعزائي في هذه الصفحات تدريبات على

القراءة


صوتيات الحروف

كلمات

جمل

فقرات

فقرات مع اسئلة



سنقوم بدراسة اصوات الحروف على 7 مراحل مقسمة على النحو التالي ,
سأقوم بالصاق بعض التدريبات لاحقا في الصفحات المخصصة

- 1 . s, a, t, i, p, n
- 2 . c k, e, h, r, m, d
- 3 . g, o, u, l, f, b
- 4 . ai, j, oa, ie, ee, or
- 5 . z, w, ng, v, oo, oo
- 6 . y, x, ch, sh, th, th
- 7 . qu, ou, oi, ue, er, ar

Set 1

www.almanahj.com

Set 2

www.almanahj.com

Set 3

www.almanahj.com

Set 4

www.almanahj.com

Set 5

www.almanahj.com

Set 6


www.almanahj.com

Set 7


www.almanahj.com

Let us read 1

I	He	She	It	They
cat	mat	hat	sat	ring
king	one	four	two	six
fox	and	all	and	are
can	do	for	get	had
has	have	his	her	him
in	is	me	my	new
no	not	old	will	said




Color a star
each time you
read 8 words




Let us read 2

now	was	we	to	up
so	or	the	king	you
ask	after	from	fly	cold
hot	five	first	about	but
back	into	made	off	over
right	see	some	Their	them
what	went	why	who	your
little	much	more	just	only



Color a star
each time you
read 8 words




Let us practice writing

لنتدرب على الكتابة معا

capital عند الكتابة تبدأ الجملة بحرف كبير ❖


finger ترك مسافة بقدر الاصبع بين الكلمات ❖
space

full stop وضع النقطة آخر السطر ❖
❖ الكتابة بخط واضح مع كتابة الحرف بطريقة صحيحة بين الأسطر.



الاملاء
كلمتين يوميا

Learn and copy



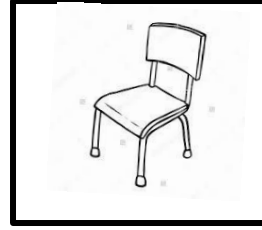
books




bag



bus



chair



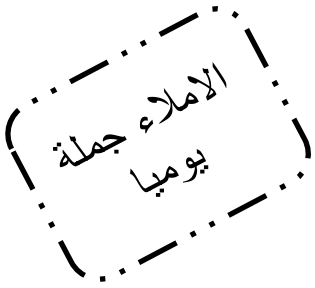
pencil



school

www.almanahj.com

أن يقوم الطالب بنسخ الكلمات عند موعد كل إملاء



Learn and copy

- 1) My name is.....
- 2) I can read.
- 3) I can draw.

أن يقوم الطالب بكتابة الجملة الكلمات عند موعد كل إملاء

my

name



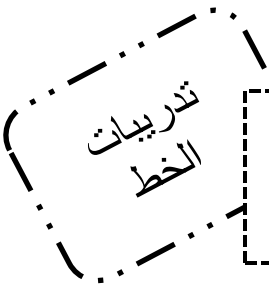
is

I can

read

draw

www.almanahj.com





school books A a B b


pencil crayons E e F f

www.almanahj.com


table chair C c D d

ruler door G g H h





I go to school.





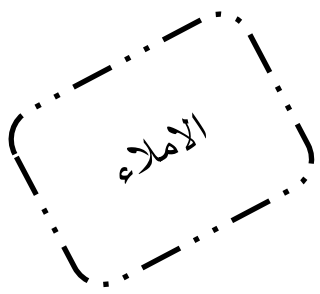
What is your name?

www.almanahj.com

I see a rabbit.

A dog and a cat.





Three sets of primary writing lines, each consisting of a solid top line, a dashed middle line, and a solid bottom line.

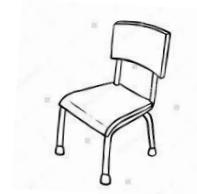
www.almanahj.com



Illustrations of.com #1095072

One set of primary writing lines (solid top, dashed middle, solid bottom).

One set of primary writing lines (solid top, dashed middle, solid bottom).



One set of primary writing lines (solid top, dashed middle, solid bottom).

One set of primary writing lines (solid top, dashed middle, solid bottom).

One set of primary writing lines (solid top, dashed middle, solid bottom).

One set of primary writing lines (solid top, dashed middle, solid bottom).

www.almanahj.com

www.almanahj.com