

# Unit 5 الأشياء المهمة في الوحدة

T. Fatima

## Lesson 1+2 Numbers.

حفظ الأرقام كتابة عن قلم


10 ten مثال:

20 twenty

30 thirty ..... etc. Page 63 L.B.

What time is it? معرفة الوقت (كم الساعة)

- It's two o'clock  
- 2:00  
مثال:



## Lesson 3: Measuring in the Past: قديماً

People measured with their:

1 - Fingers

2 - hands

3 - arms


4 - foot steps

## Lesson 4


Measuring Today: We use cm and m.

cm → تستخدم المليمتر لقياس الأشياء الصغيرة (leaf - pencil) brush  
m → تستخدم المتر لقياس الأشياء الكبيرة (class - school hall - Fence)

How long is it? ←→ كم طول  
How high is it? ↑↓ كم ارتفاع  
How wide is it? ←→ كم عرض






## Lesson 7: Homophones (words that sound the same)

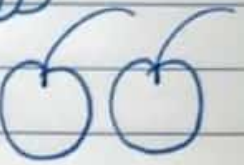
<sup>1</sup>  
one ↔ won 

<sup>2</sup>  
Two ↔ too

T.fatima

<sup>8</sup>  
eight ↔ ate 

Ex:  / I ate eight bananas 

I have two apples, they are too big. 

what an amazing animal! Lesson 8

We sometimes say what a...! when we are surprised or excited.

Ex: what a big animal!

what a greedy monkey!

what a tall giraffe!



Lesson 9

الأسماء العديدة Countable and non-countable Nouns

1 We can count: three apples - two eggs - five bananas - seven oranges

Ex: I eat two apples

2 We can't count: some bread - some juice

some milk - some water

Ex: I drink some water

(a - an): vowel حرف متحرك

I eat an apple

I eat a banana

Past simple:

- look -> looked
think -> thought
draw -> drew
laugh -> laughed
make -> made
say -> said

Lesson: 11

نستخدم في آخر الصفة للمقارنة بين شيئين

when you compare two things, add -er

Ex: long + er = longer
short + er = shorter

My line is longer than your line

- happy -> happier
big -> bigger

## Lesson 13

نستخدم من آخر العنقيدة -est للقرارة بين شيئين وعينه أسياء .

Ex: Mohammad is the shortest.

Faisal's sunflower is the tallest.

---