



English Revision



www.almanahj.com
Grade 1, term 1

Unit 1:

Words
ant
apple
blue
camel
circle
colour
red
sea
square
sun
teddy



Unit 2:


Words	
big	rectangle
book	triangle
chair	yellow
desk	
green	
igloo	
iguana	
ink	
insect	
nest	
nice	
nut	
paper	
pen	
pencil	
penguin	

Unit 3:

Words	
baby	octopus
black	olive
brother	orange
dad	sister
doll	star
duck	white
family	zero
gift	
give	
goat	
gorilla	
heart	
mango	
mat	
me	
mum	

Unit 4:

Words
ball
bicycle
boy
brown
cactus
car
cat
diamond
hard
key
kite
kitten
panda
plane
small
soft



Trace the letter:

Follow the instructions to color the boxes:

S s sea sun

Handwriting practice lines with dotted lines for tracing.

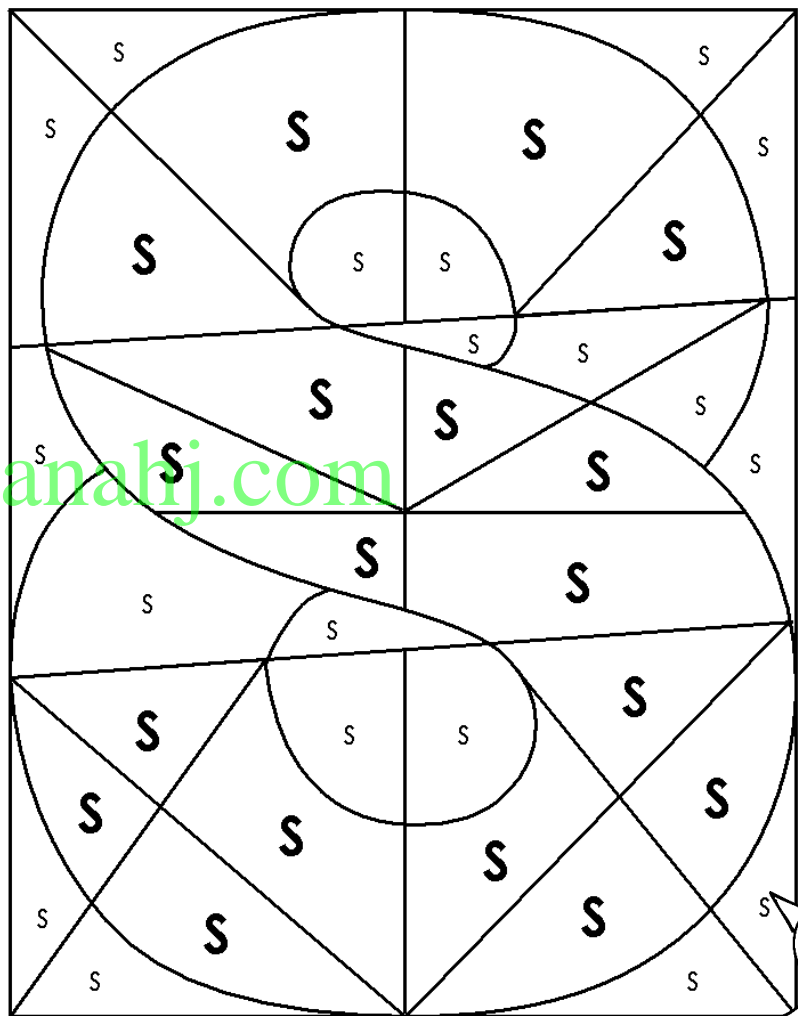

www.almanahj.com

Read and match:

Sea


sun

sand



Color the capital S's blue

Color the lower case s's grey



Trace the letter:

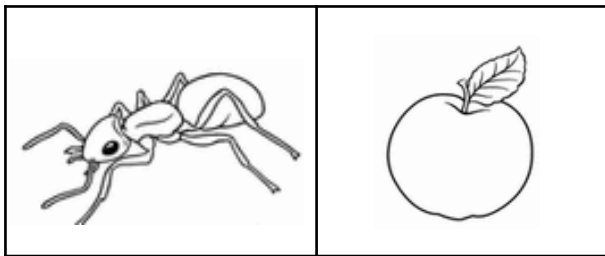
A a ant apple

Handwriting practice lines with dotted letters 'A' and 'a' for tracing.

Read and match:

apple

ant




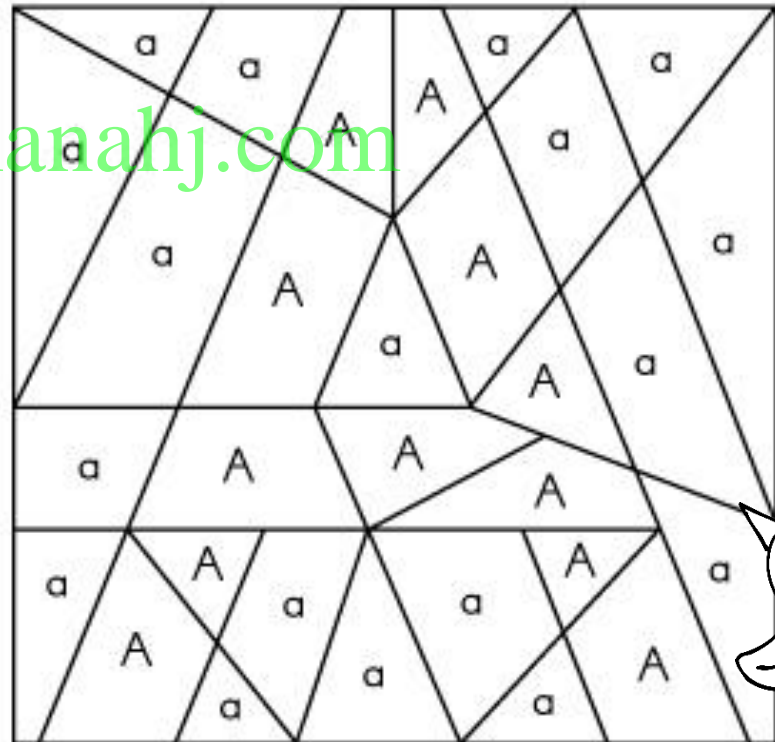
Follow the instructions to color the boxes:

Name: _____



Color by Letter

Color the shapes with uppercase A in red and the shapes with lowercase a in green.



Trace the letter:

Follow the instructions to color the boxes:

T t tiger tea


Handwriting practice lines with dashed lines for tracing.

www.almanahj.com

Read and match:


tiger

teddy



© From the Pond

Color t in yellow



Trace the letter:

Follow the instructions:


P p pen paper

Handwriting practice lines for the letter 'p'.

www.almanahj.com

Read and match:


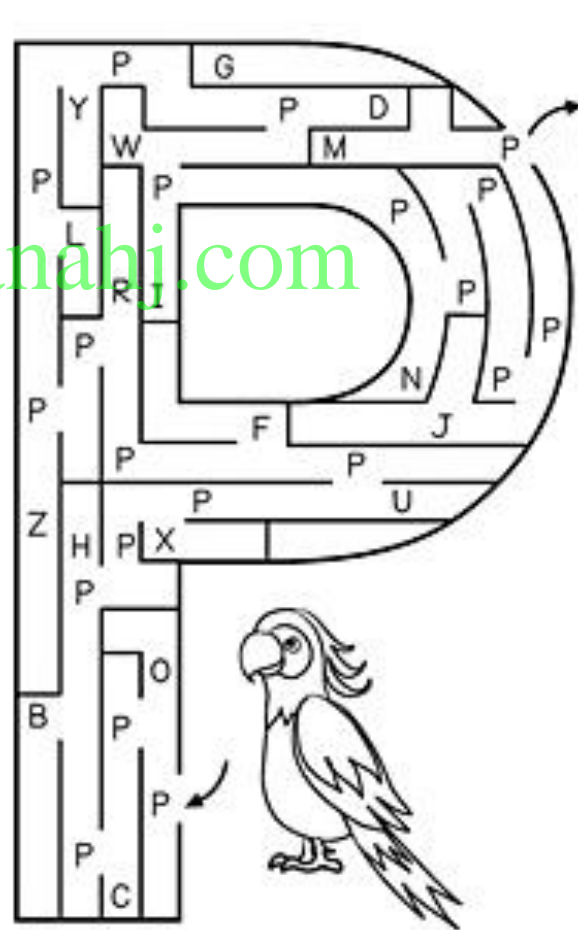
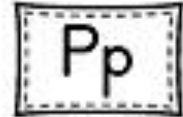
penguin paper pen pencil



Name: _____

Uppercase Letter Maze

Help the parrot find the pineapple by following the letter P through the maze.



Trace the letter:

I i ink igloo

Color the I's

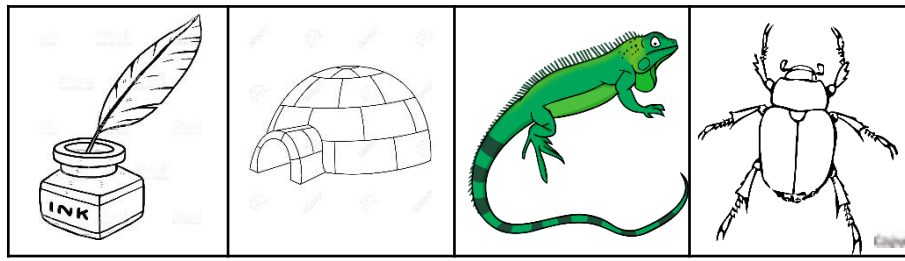
Color each capital I pink and each lower case i green.




www.almanahj.com

Read and match:

igloo ink insect iguana



How many scoops are on the cone ? _____



Trace the letter:


N n nut nest

Handwriting practice lines with dotted lines for tracing.


Read and match:

nest

nuts



Name: _____



Uppercase Letter Maze

Help the bird find the nest by following the letter N through the maze.

A large uppercase letter 'N' maze. A bird is at the bottom left of the 'N', and a nest is at the top right. The path through the maze is formed by the letter 'N'. A watermark 'www.almanahj.com' is visible across the maze.

Trace the letter:

M m mum mat


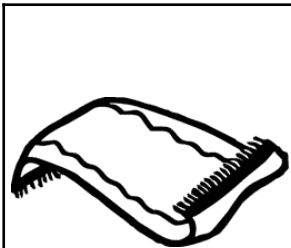
Blank handwriting practice lines for tracing the letter 'M' and 'm'.

Read and match:

mango

mum

mat



Letter Find


Name _____

Directions:

Find and circle the Mm's. Write how many you found in the squares below.

A grid of letters for a letter find activity. The letters include M, m, H, K, N, L, b, y, s, n, k, and M. A cartoon monkey is in the center holding two bananas. There are two empty boxes at the bottom for counting the letters found.

A Pizzazz Playtime product. ©2010 by Amy Huber. All rights reserved.



www.almanahj.com

Trace the letter:

D d dad doll

Blank handwriting lines for practicing the letter 'd' and the words 'dad' and 'doll'.

Read and match:

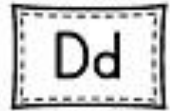
dad

duck

doll




Name: _____



Connecting Letters

Connect the different letter Dd's to help the dog find his dog bone.



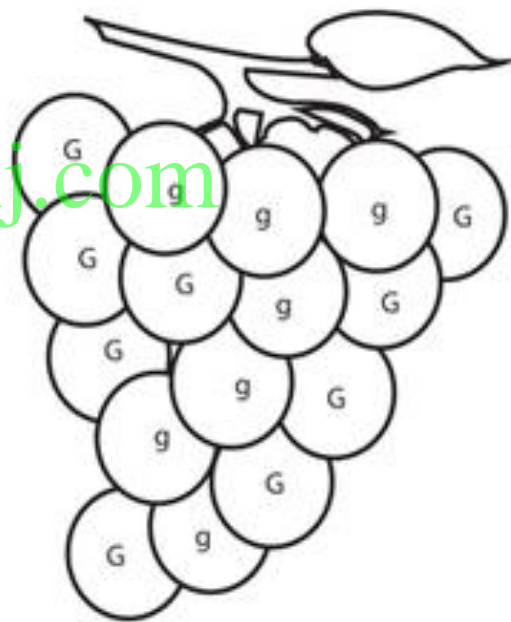
Trace the letter:

G g goat gift

Blank handwriting practice lines for the letter 'g'. Each line consists of a solid top line, a dashed middle line, and a solid bottom line. There are four such sets of lines provided for practice.

Color the G's

Color each capital G purple and each lower case g red.




www.almanahj.com

Read and match:


goat

gift

gorilla



How many grapes are on the vine? _____



Trace the letter:

O o olive orange


Handwriting practice lines with dotted lines for tracing.

Read and match:

octopus

orange

olive



Name _____


Letter Identification - Letter Oo

Read the sentence. Circle every O & o in the frame and sentence. Color.

A word search grid with a central illustration of an orange and a slice. The grid contains various letters and symbols. Below the grid is the sentence 'Oranges are good.'.

© www.wellspringofworksheets.com

11.8.18



Trace the letter:

C c cat cactus

Handwriting practice lines consisting of four sets of three horizontal lines (top, middle dashed, bottom) for tracing and writing.

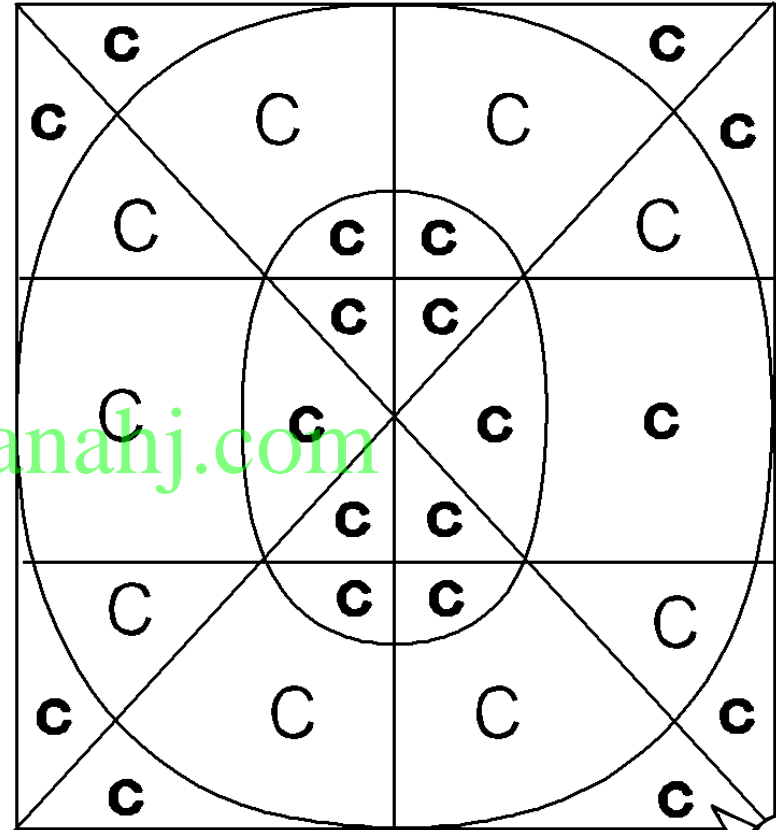

www.almanahj.com

Read and match:

cat


cactus

camel



Color the capital C's pink.

Color the lower case c's black.



Trace the letter:

K k king kite

Handwriting practice lines with dotted lines for tracing.

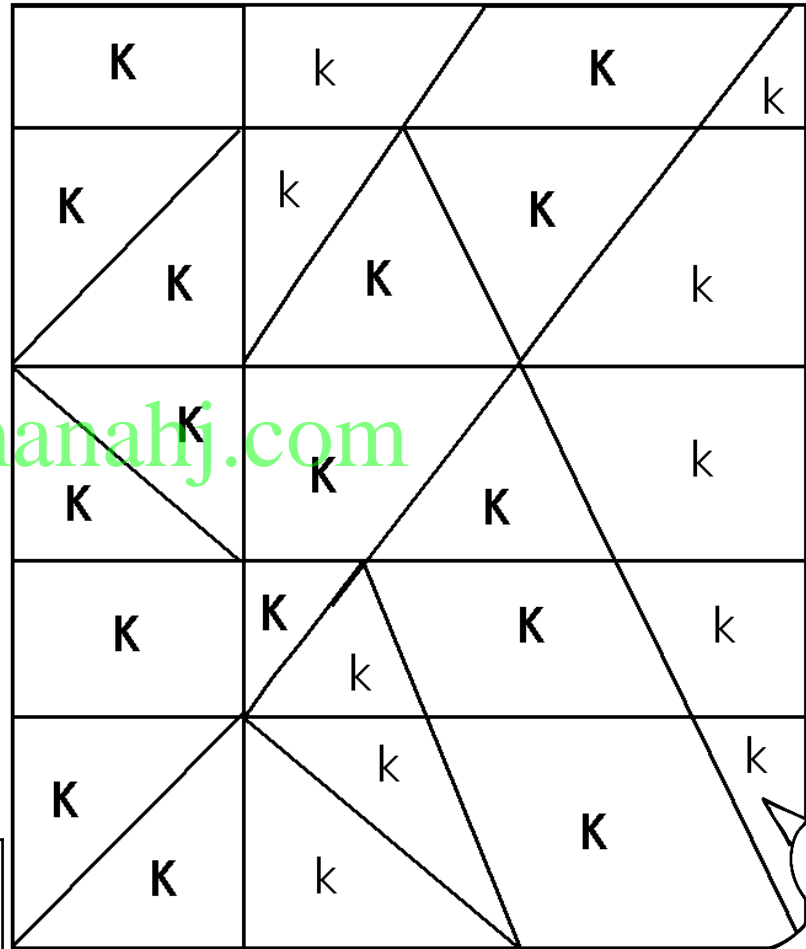

www.almanahj.com

Read and match:

King


kite

kitten

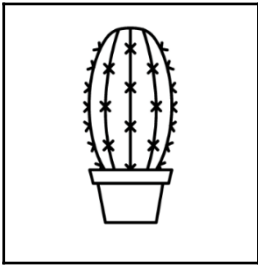


Color the capital K's blue.


Color the lower case k's grey.



Write the first letter:




___actus



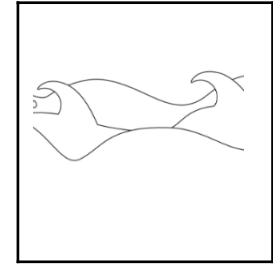
___orilla



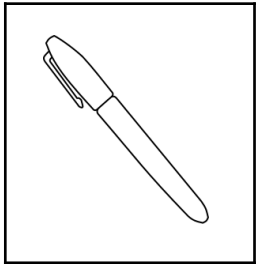
___ing




___uts




___ea




___en



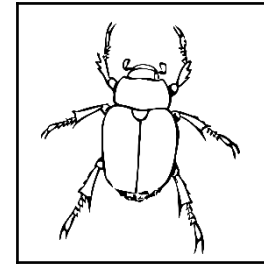
___ango



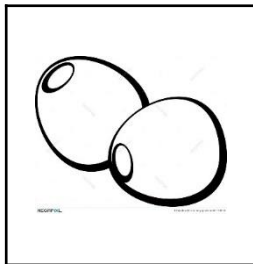
___iger



___uck




___nsect



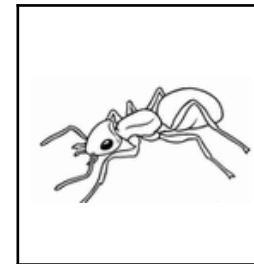
___live




___ift



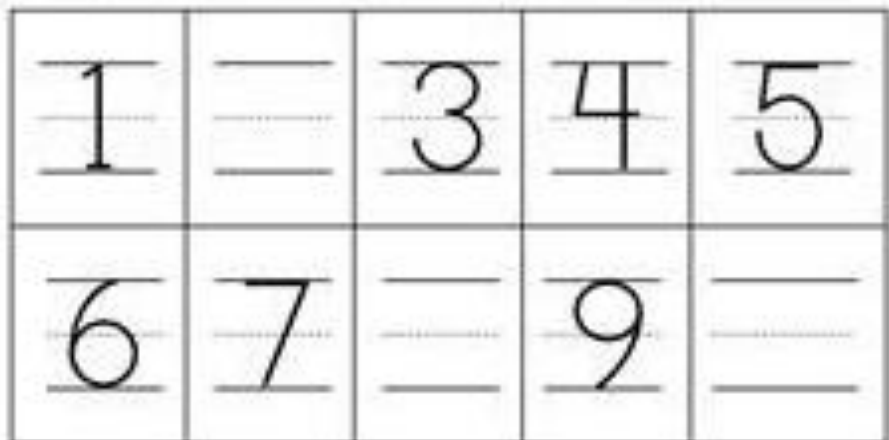
___ctopus



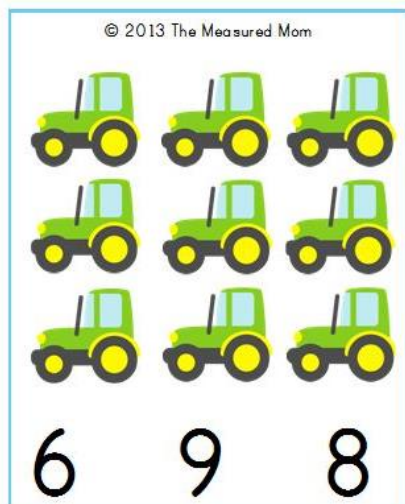

___nt



Write the missing numbers:

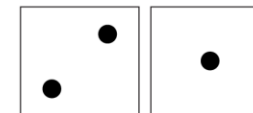
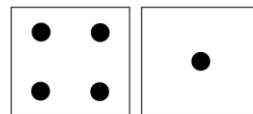

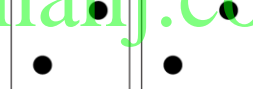
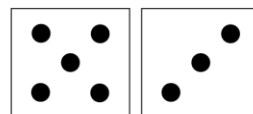



Count and circle the correct number:



www.worksheetfun.com

Count and Match.



9

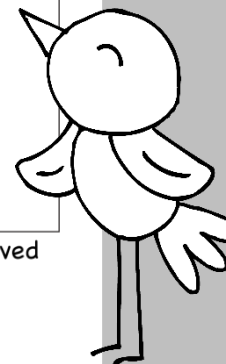
4

3


















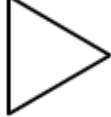






7

5


8




Identify and color the correct shape.

Circle				
Rectangle				
Square				
Star				
Heart				
Triangle				

www.almanahj.com






Color by Shapes: Flowers



CHILD - Color the color label shapes.
- Color the shapes in the picture the correct color.

Color key with shapes and labels:

- Blue (star shape)
- Yellow (square shape)
- Light Green (circle shape)
- Green (triangle shape)
- Pink (diamond shape)
- Orange (heart shape)
- Purple (oval shape)
- Red (circle shape)



Copyright Homemade-Preschool.com


Read and circle Yes or No:

1. Is it chair?

Yes / No



2



2. Is it desk?

Yes / No

www.almanahj.com

3. Is it pen?

Yes / No




4



4. Is it desk?


Yes / No



Read and match words with pictures:

Circle the correct answer:

dad **brother** **mum** **sister**



1. Is it dad?
Yes / No




2. Is it mum?
Yes / No



3. Is it brother?
Yes / No




4. Is it sister?
Yes / No



Circle the correct answer:


1. Is it a plane?

Yes / No



1. Is it a car?

Yes / No



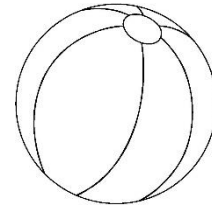
2. Is it a bicycle?

Yes / No



2. Is it a panda?

Yes / No



3. Is it ball?

Yes / No




3. Is it a boat?

Yes / No



4. Is it a doll?

Yes / No



4. Is it a panda?

Yes / No

