

Grade 3

End of term 2

worksheets

www.almamta.com

Reading and writing

Units 5-7

prepared by the teacher

Afraa AlGhufly

للعلم من صفحة 7-2 هذا نموذج الاختبار النهائي حيث سيكون الاختبار بهذا النمط

Reading

Reading: Part 1

Read the text. **Circle** the correct words. There is one example (0).



Growing Sunflowers

Sunflowers **is** / **are** one of the tallest flowers. They **1. can** / **must** grow over two metres tall. We eat sunflower seeds and use sunflower oil to cook.

2. Do / **Does** you want to grow a sunflower? I do! First, you must dig a hole. Then, you must put the sunflower seed in the hole. Fill the hole with soil and then water. In two months, you will have a beautiful, tall sunflower.

3. A / **Some** people like sunflowers but all bees love them! Bees

make sweet honey. **4. Would** / **Will** you like some honey for your

breakfast?

Reading: Part 2

What an Amazing Animal!



One day a camel, and an oryx met in the desert. The camel was surprised when he saw the oryx. "Wow! What incredible horns you have!" said the camel.

"Thank you, they are 80cm long," said the oryx.

"You're an amazing animal, I wish I was an oryx," said the camel.

"Why?" asked the oryx. "Camels are amazing animals, too!"

"Am I? What is amazing about camels like me?" asked the camel.

"Camels are amazing because they have very wide feet. It helps you to walk on the sand. How wide are your feet, camel?" asked the oryx.

"My feet are really wide, 20cm wide!" said the camel.

"See! you are an amazing animal! My feet are only 8cm wide," said the oryx.

Example: The camel and the oryx met in the mountains. True / **False**

Read then circle True / False

5. The oryx has short horns. True / False

6. The camel would like to be an oryx. True / False

7. Camels have wide feet to help them walk on grass. True / False

8. The camel has wider feet than the oryx. True / False

www.almanahj.com

Answer Key

Reading: Part 1

1. can 2. Do 3. Some 4. Would

Reading: Part 2

5. False 6. True 7. False 8. True

Writing: Part 1

Look at the pictures. Write the correct words. There is one example.

Example: t w e n t y

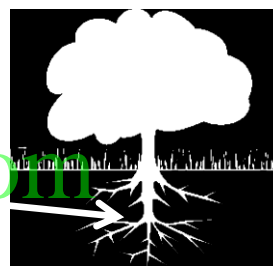
20

1. _ _ _ _ _



2. _ _ _ _ _

www.almanahj.com



3. _ _ _ _ _



4. _ _ _ _ _



Writing: Part 2

Read the start of the sentences and complete them.

Write 1-2 words.

There is one example.

Example: It's six o'clock.




www.almanahj.com

5. I would like to buy _____.



6. I ate some bread at breakfast this _____.



07:00 AM

Read the question.

Write your answer in a full sentence.

There is one example.

Example: What does a cricket look like?

A cricket has six legs, two antennae and two wings.

7. How are ants and spiders different?

www.almanahj.com

Writing key answers

Writing: Part 1 (Mark to Rubric Provided- answers below are indicative of expected answers)

1. fruit 2. roots 3. cherries 4. footsteps (footprints is an acceptable answer even though it does not fit the write on lines)

Writing: Part 2 (Mark to Rubric Provided- answers below are indicative of expected/possible answers)

5. some milk (milk is a possible one word answer) 6. morning 7. Ants have six

legs, (but) spiders have eight legs. Ants have two antennae. Spiders make


webs. Ants eat leaves, spiders eat/catch flies. etc

2- Writing


Unit 5 vocabulary

				
10 ten	20 twenty	30 thirty	40 forty	50 fifty
				
60 sixty	70 seventy	80 eighty	90 ninety	100 a hundred

www.almanahj.com



Animals in unit five (let's count and measure)



Elephant




heavy



Parrot




clever



Whale



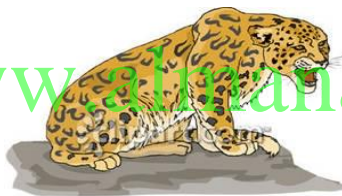
big



Cheetah



fast



Leopard




Yellow with black spots



Water ox



has two horns



Chimpanzee



Can walk on two legs




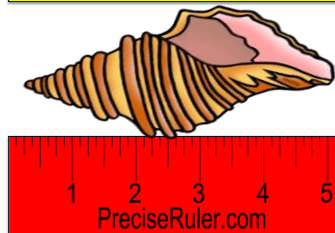
Antelope



Small, quiet and clever


How long it is ?





Circle we use Centimetres or Metres to measure these things

www.almanahj.com




Centimetres

Metres

Centimetres

Metres



Centimetres

Metres

Centimetres

Metres

Answer the questions:

1. How many fingers long is this line ? _____

2. How many fingers long is this line ? _____

2 Measuring with a ruler

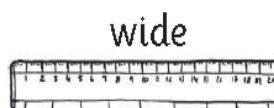
Use a centimetre ruler to measure the stamps.



a stamp from Mexico



a stamp from Thailand





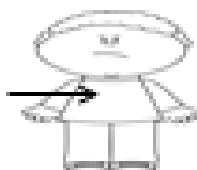

















1 How **high** is the stamp from Mexico? _____ centimetres

2 How **wide** is the stamp from Mexico? _____ centimetres




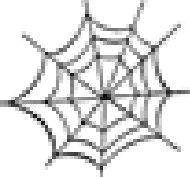













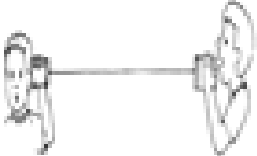


3 How **high** is the stamp from Thailand? _____ centimetres

4 How **wide** is the stamp from Thailand? _____ centimetres

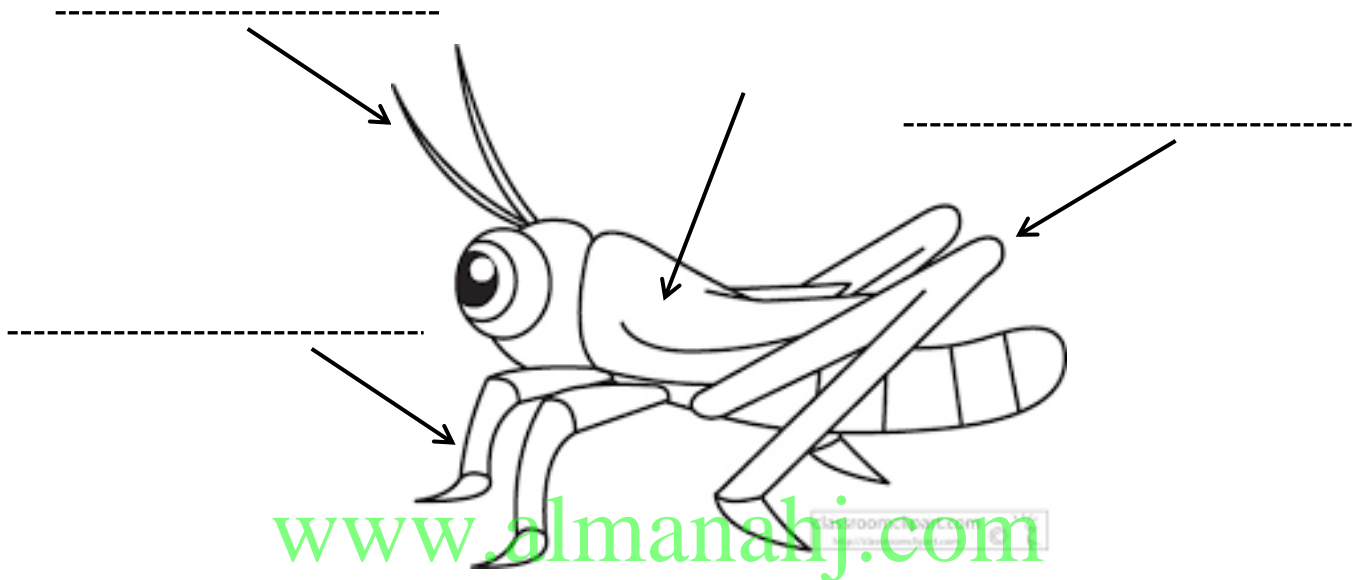
Unit 6 Vocabulary

			
knee	bump	chest	head
			
flea	toe	spot	bite
			
chase	shiver	scare	busy
			
beetle	worm	blow	mouse
			
lift up	honey	silkworm	helpful

□ Unit 6 Vocabulary

			
butterfly	cricket	bee	web
			
ant	spider	wings	quiet
			
buzz	antennae	legs	feel
			
taste	smell	strong	mice
			
build	communicate	seed	leaf

Complete the picture.



Write the correct answer.

1. Crickets have six and two long
2. They are different and sizes..
3. They have two, but most crickets do not
4. They Their back legs are very strong.
5. They by rubbing their wings together.

What do you know about ants and spiders?

Complete the chart.




	Ants	Spiders
What are they?
legs
wings
antennae
live
eat
do

My very own bug: Draw, write and share

Make up a bug. Draw a picture.

1. Give it a name. Its name is
2. Where does it live? It lives
3. What does it eat? It eats
4. What can it do? It can




□ Writing questions

Do or Does

Answer your questions using **Yes** or **No**

Write a question about each bug.


e.g. a bee **Does a bee bite?** Yes

1.  ladybugs fly ?

2.  a bird have wings ?

3.  a butterfly make a noise ?

4.  insects have noses ?

5.  big spiders eat mice ?

□ What's the question?

Read the answers and try to find the missing answers and write them on the space.

What do...?

How do...?

What does...?

How many ...do...?

How does...?

How many...does...?

What do spiders eat ?



Spiders eat insects.

www.almanahj.com

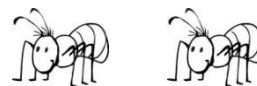
1. ----- legs ----- a cricket have ?

A cricket has six legs.



2. ----- ants communicate ?

Ants use their antennae to communicate .



3. ----- a bee make for people ?

A bee makes honey for people to eat.



4. ----- a butterfly taste food ?

A butterfly tastes food with its feet.



My own bug: Draw, write and share

Helping questions	answer
Give it name	
Where does your bug live?	
What does it eat ?	
What can it do?	

draw your bug.

www.almanahj.com

Write sentences about your bug .

.....

.....

.....

.....

.....

Learn about **Crickets**

Look at the three **headings**. Write the correct sentence under *each* heading.



What does a cricket look like?

.....



How does a cricket move?

www.almanahj.com

.....



How do cricket communicate?

.....

Most crickets do not fly

Crickets sings different songs

Crickets can jump high

A crickets has six legs

Crickets understand the songs

Crickets are different colours

Unit 7 vocabulary



sign



rules



grass



bin litter



cycling



fishing



sandwich

www.almanahj.com



a



b




c



d

c. No swimming.
d. No fishing.


a. Don't drop litter.
b. No cycling.



www.almanahj.com

Now draw arrows and name the parts






Name the pictures

www.almanahj.com



.....



.....



www.almanahj.com



park rules

Write some rules you can see in the park :

1. No swimming.
2. No fishing.
3. No cycling .
4. Don't drop litter.
5. Don't pick flowers.

our green planet

Write : Why are trees important ? :

1. The leaves give air.
2. We use its wood.
3. It gives fruit and nuts.
4. Roots hold the soil.

Our green planet

Write : What you will do to save trees ? :

1. Plant a tree.
2. Recycle papers .
3. Write on both sides of the paper.

How to plant

Match the sentence with the picture:



www.almanahj.com

a Water the plant.

b Dig a hole.

c Fill the hole with soil.

d Put the plant in the hole.

Fill in :

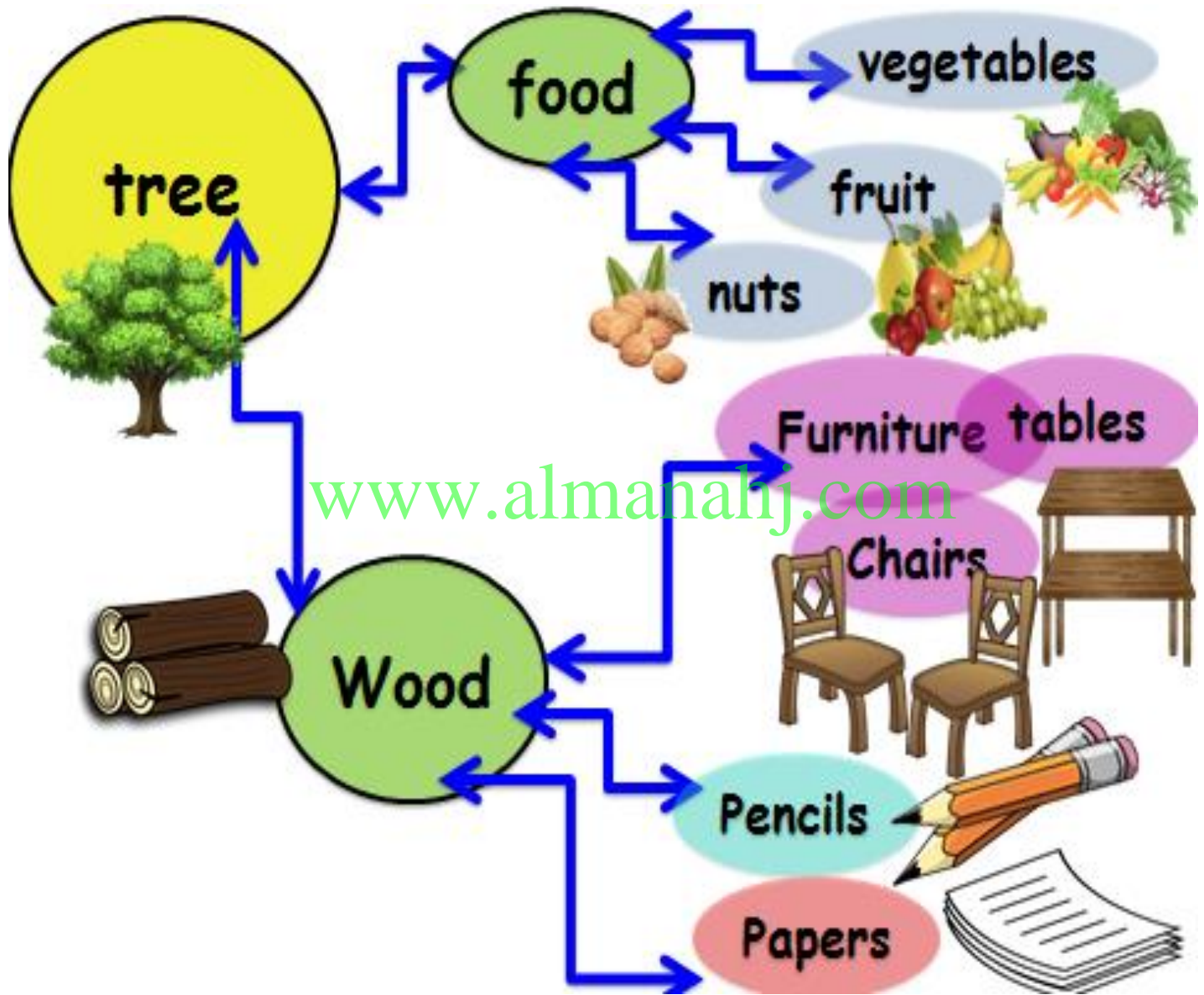
nuts - fruit - wood - furniture - roots - cut down - recycle - leaves

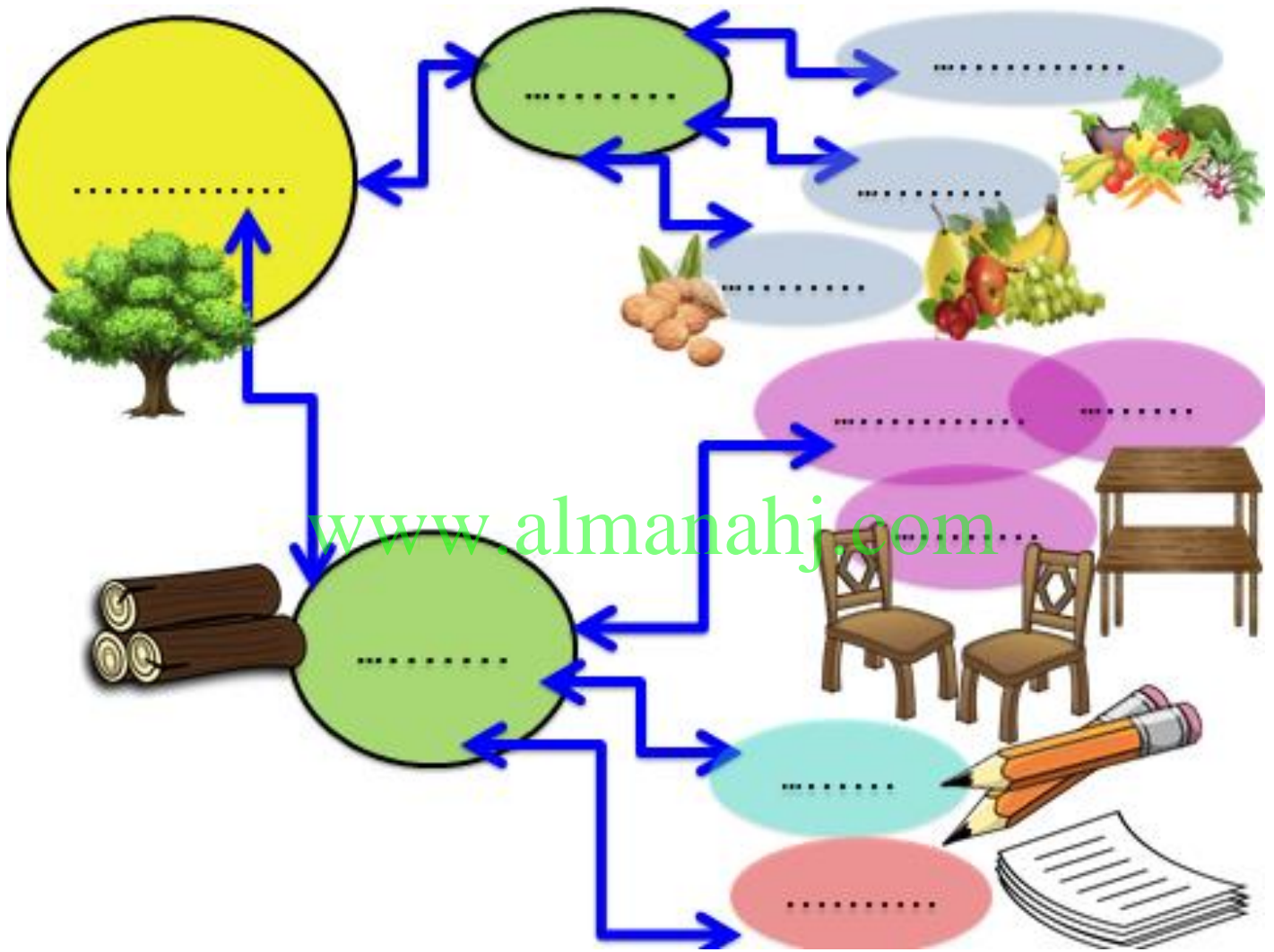


www.almanahj.com

How can we save trees?







1 Buying plants

Read the conversations. Write the missing words. Use words from each *Word box*.

Word box

What These This
or Which

Conversation 1

Boy: What's this?

Dad: _____ is a bean plant.

Boy: _____ are these?

Dad: _____ are carrot plants.



_____ do you like better, beans _____ carrots?

www.almanahj.com

_____ do you like better, beans _____ carrots?

Conversation 2

Boy: Look at that tree in the square pot!

Dad: Yes. _____ is a lemon tree.

Boy: _____ are those trees in the round pots?

Dad: _____ are orange trees.



Word box

What That Those

2 What must you do?

Look at the picture. Put the words in the correct order. Write the sentence.

Writing tip

Don't forget – a sentence begins with a capital letter and ends with a full stop.

1



hole.
a
dig

You must _____ .

2



the plant
in
put
the hole.

www.almanahj.com

You must _____ .

3



the hole
You
fill
with soil.
must

_____ .

4



must
You
the plant.
water