



Organisation
des Nations Unies
pour l'éducation,
la science et la culture



دولة الإمارات العربية المتحدة
منطقة الفجيرة التعليمية
قسم التعليم الخاص
مدرسة ينابيع المعرفة الخاصة



Term 2: Unit 5

Booklet

www.almanahj.com
For Grade: 1


Academic Year: 2017-2018

By Teacher Manel Klai

For our children, our education is a pleasure... Upon them rests the country's treasure.

تعليمنا بهجة لأولادنا، وبهم يرتقي وطن

My Name Is ...





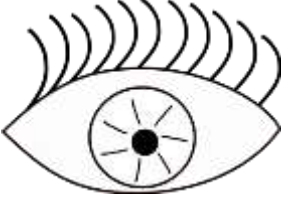






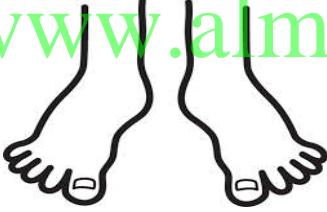












Unit 5: My Body

Vocabulary of the Unit

Please, help your child to learn these words.

يرجى مساعدة طفلك على تعلم و حفظ هذه الكلمات

			
body - جسم	head - رأس	eye - عين	mouth - فم
			
nose - أنف	ear - أذن	hand - يد	Arm - ذراع
			
Foot - قدم	feet	legs - ساقين	purple - أرجواني
			
pink - وردي	hat - قبعة	happy - سعيد	hippo - فرس النهر
			
Tall tall - طويل القامة	Short short - قصير	big	small Small



morning - صباح



night - ليل




wash face - يغسل
الوجه



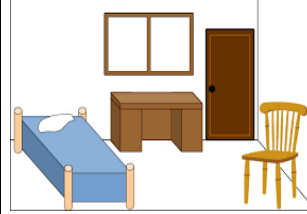
brush hair -
يمشط شعر



brush teeth -
يفرش الأسنان



rabbit - أرنب



room - غرفة



run - يركض



rug - سجادة



bee - نحلة



Buzz - طنين



banana - موزة



Balloon - بالون



fan - مروحة



fish - سمك



frog - ضفدع



friends - أصدقاء



get up - يستيقظ



go to bed -
يذهب إلى النوم




touch - يلمس

My body

☺ Read and write.

hand	leg	eye	ear
head	arm	mouth	foot



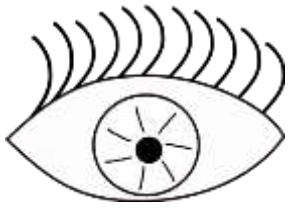
☺ Read, match and colour.



body




eye



mouth

head



www.almanahj.com

ear



feet



hand




legs



arm



nose



☺ Write the missing letters.



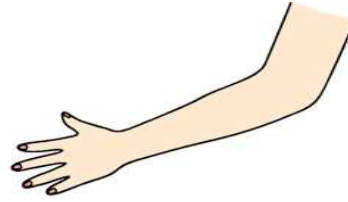
b _ d _



h _ _ d



_ a _ d



_ r _



_ e _



f _ _ t



_ ou _ _



_ y _ s



_ _ r



n _ s _



Well done!



☺ Fill in the blanks with the correct words. Use **It is** , **They are**.

1. _____ eyes.



2. _____ a mouth .



3. _____ ears.



4. _____ two hands .



5. _____ legs.



6. _____ arms .



7. _____ a nose .



I KEEP CLEAN



Brush your teeth




Wash your face



Wash your hands


Colours

☺ Read, colour and write.




red


+



white

=






red


+



bleu


=






red

+




yellow


=




☺ Read, colour and write the missing letters.




_ lack




_ _ ite




b _ ow _




_ ree _




_ ran _ e




_ ur _ le




_ in _



_ ell _ _



b _ ue



_ e _

www.almanahj.com

☺ Write.

circle

square

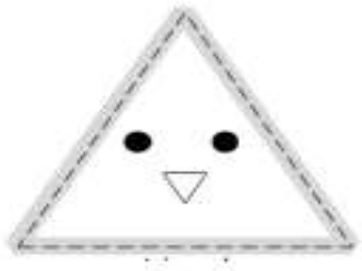
triangle

heart


rectangle

diamond

star

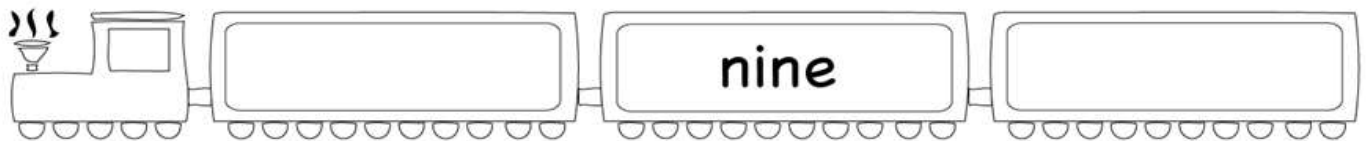
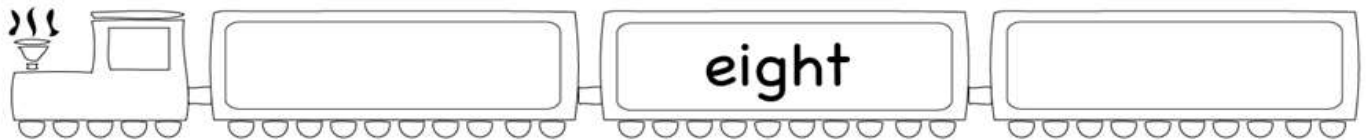
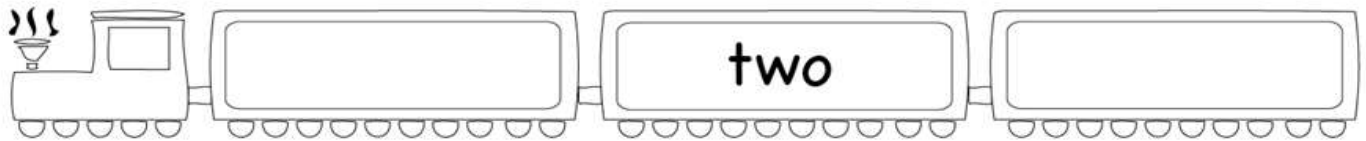
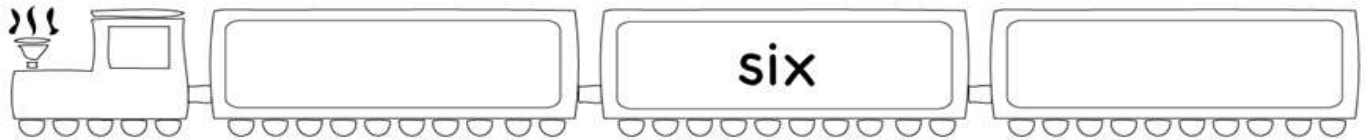
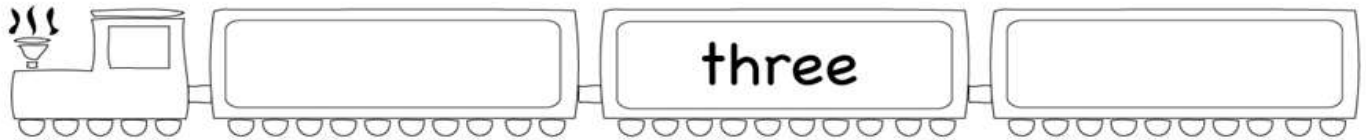
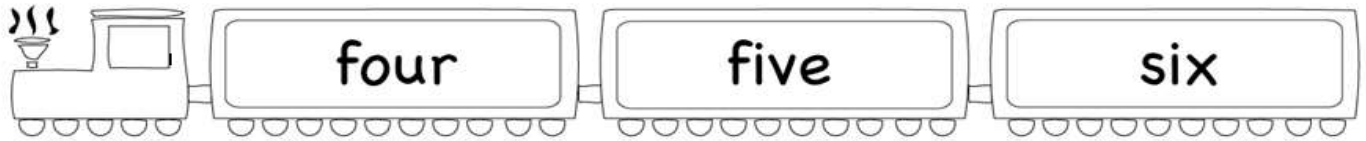


www.almanahj.com



Numbers in Words

Before and After



one

two

three

four

five

six



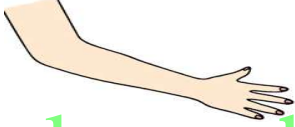





seven

eight

nine

ten

Look at the pictures. Circle Yes, it is. or No, it isn't.
There is one example.

Example	Is it a hand?		<u>Yes, it is.</u> / <u>No, it isn't.</u>
1	Is it a head?		<u>Yes, it is.</u> / <u>No, it isn't.</u>
2	Is it an arm?		<u>Yes, it is.</u> / <u>No, it isn't.</u>
3	Is it a leg?		<u>Yes, it is.</u> / <u>No, it isn't.</u>
4	Is it a hippo?		<u>Yes, it is.</u> / <u>No, it isn't.</u>
5	Is it a hat ?		<u>Yes, it is.</u> / <u>No, it isn't.</u>
6	Is it happy ?		<u>Yes, it is.</u> / <u>No, it isn't.</u>
7	Is it a rabbit?		<u>Yes, it is.</u> / <u>No, it isn't.</u>

tall / short

☺ Look and circle the correct pictures.

Which is taller?



Which is shorter?



Which is taller?



Which is shorter?



Which is shorter?



Which is taller?




big / small

☺ Look and circle the correct pictures.

Which is bigger?



Which is smaller?



Which is smaller?



Which is bigger?



Which is smaller?



Which is bigger?



☺ Look at the pictures and complete the sentences.

brush

wash

brush

wash



1. I _____ my face.

2. I _____ my hair.



3. I _____ my teeth.

4. I _____ my hands.

I KEEP CLEAN

